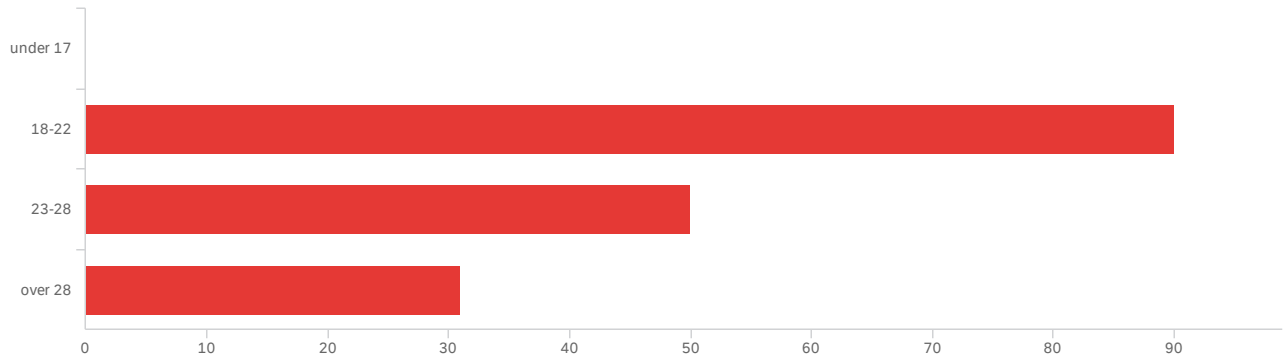


# Final Report

Graduating Senior Survey -- 2020-2021

August 9, 2021 11:40 AM MDT

Q1 - Please indicate your age:

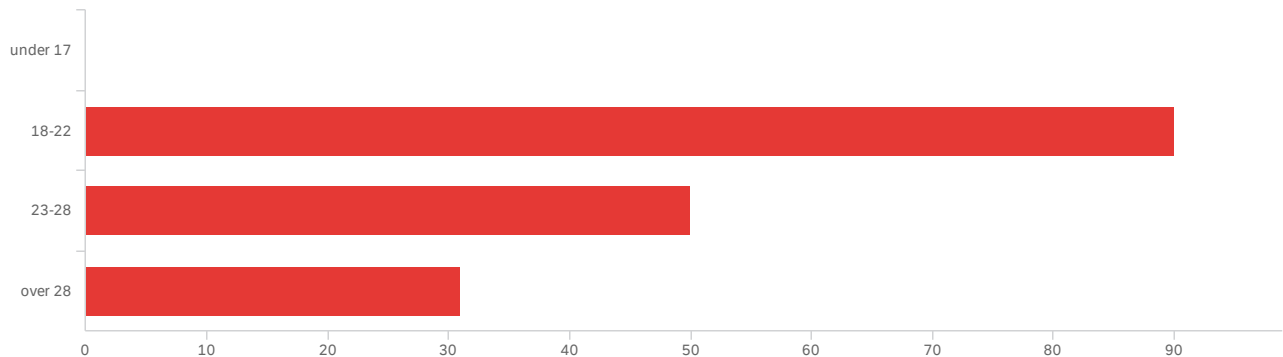


#	Field	Minimum	Maximum	Mean	Std Deviation	Variance	Count
1	Please indicate your age:	2.00	4.00	2.65	0.77	0.59	171

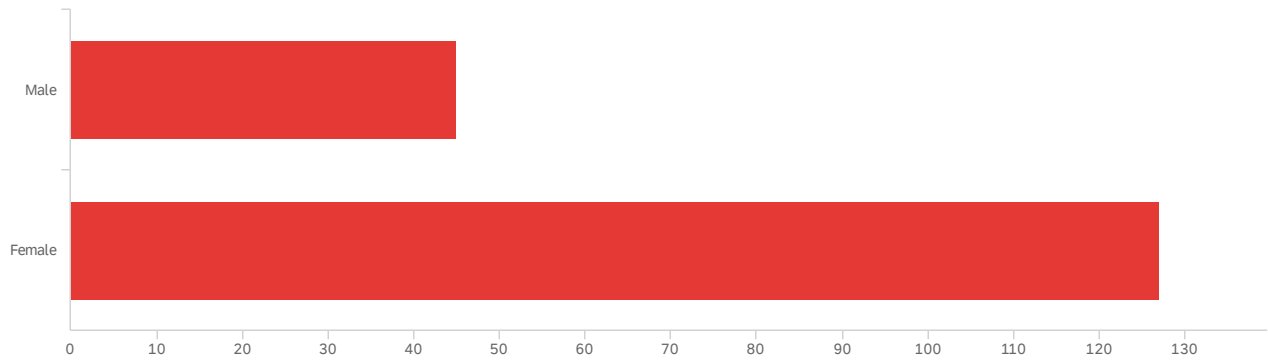
#	Field	Choice Count
1	under 17	0.00% 0
2	18-22	52.63% 90
3	23-28	29.24% 50
4	over 28	18.13% 31

171

Showing rows 1 - 5 of 5



## Q2 - Please indicate your gender:



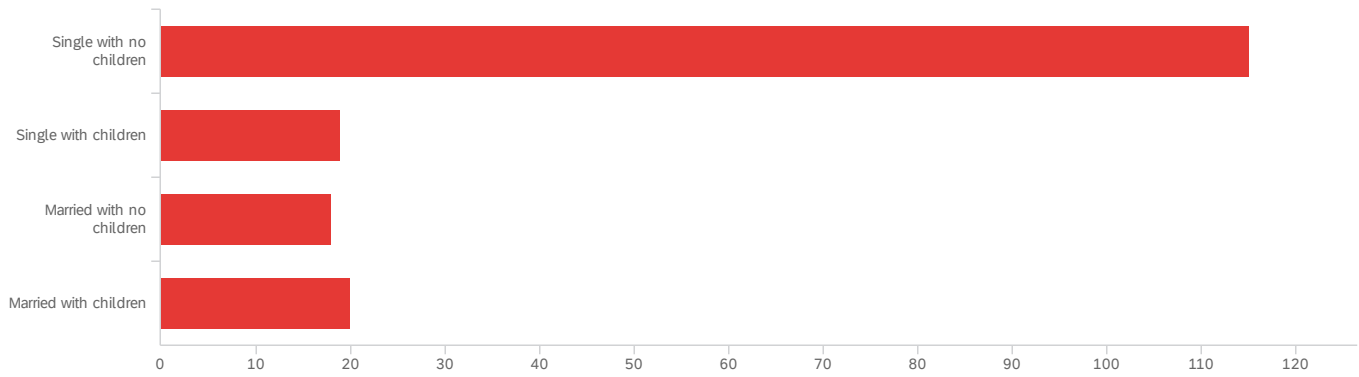
#	Field	Minimum	Maximum	Mean	Std Deviation	Variance	Count
1	Please indicate your gender:	1.00	2.00	1.74	0.44	0.19	172

#	Field	Choice Count
1	Male	26.16% 45
2	Female	73.84% 127

172

Showing rows 1 - 3 of 3

### Q3 - Please indicate your family status:



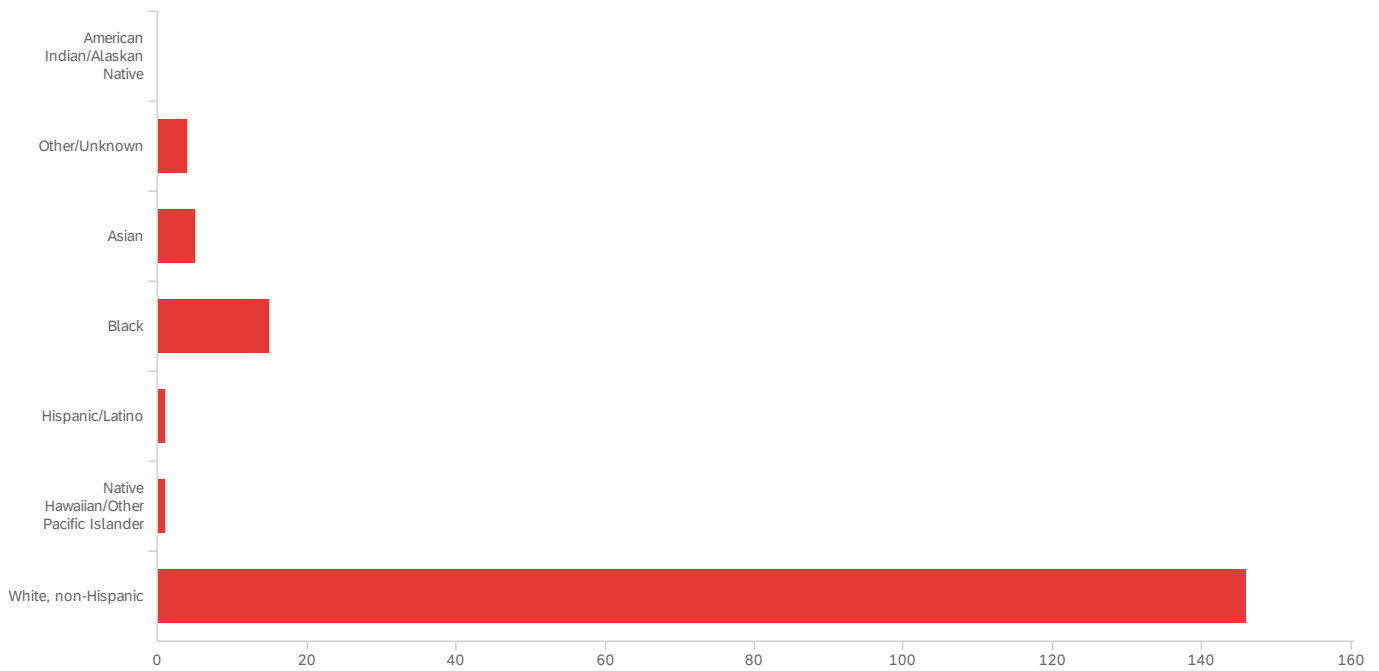
#	Field	Minimum	Maximum	Mean	Std Deviation	Variance	Count
1	Please indicate your family status:	2.00	5.00	2.67	1.06	1.13	172

#	Field	Choice Count
2	Single with no children	66.86% 115
3	Single with children	11.05% 19
4	Married with no children	10.47% 18
5	Married with children	11.63% 20

172

Showing rows 1 - 5 of 5

## Q4 - How would you describe your race/ethnicity?

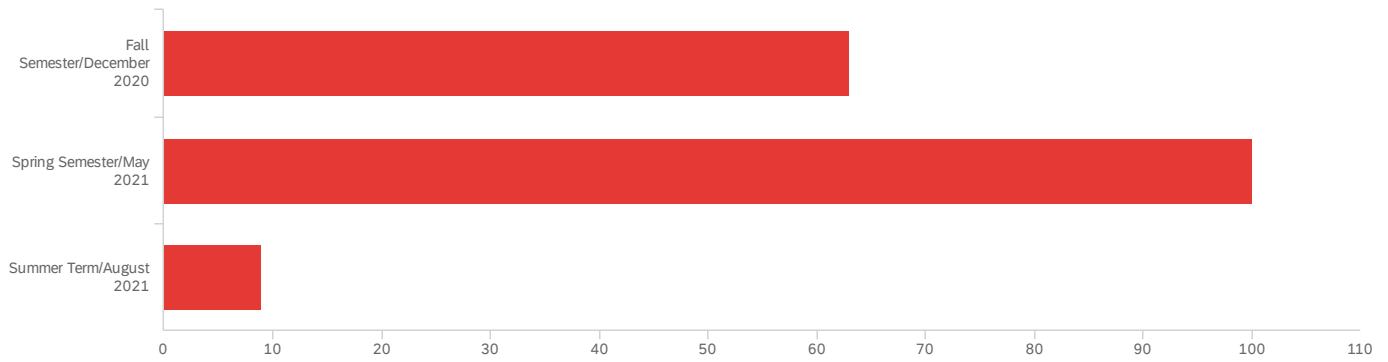


#	Field	Minimum	Maximum	Mean	Std Deviation	Variance	Count
1	How would you describe your race/ethnicity?	7.00	12.00	11.49	1.26	1.60	172

#	Field	Choice Count
1	American Indian/Alaskan Native	0.00% 0
7	Other/Unknown	2.33% 4
8	Asian	2.91% 5
9	Black	8.72% 15
10	Hispanic/Latino	0.58% 1
11	Native Hawaiian/Other Pacific Islander	0.58% 1
12	White, non-Hispanic	84.88% 146
		172

Showing rows 1 - 8 of 8

Q5 - Please indicate your semester/month of graduation:

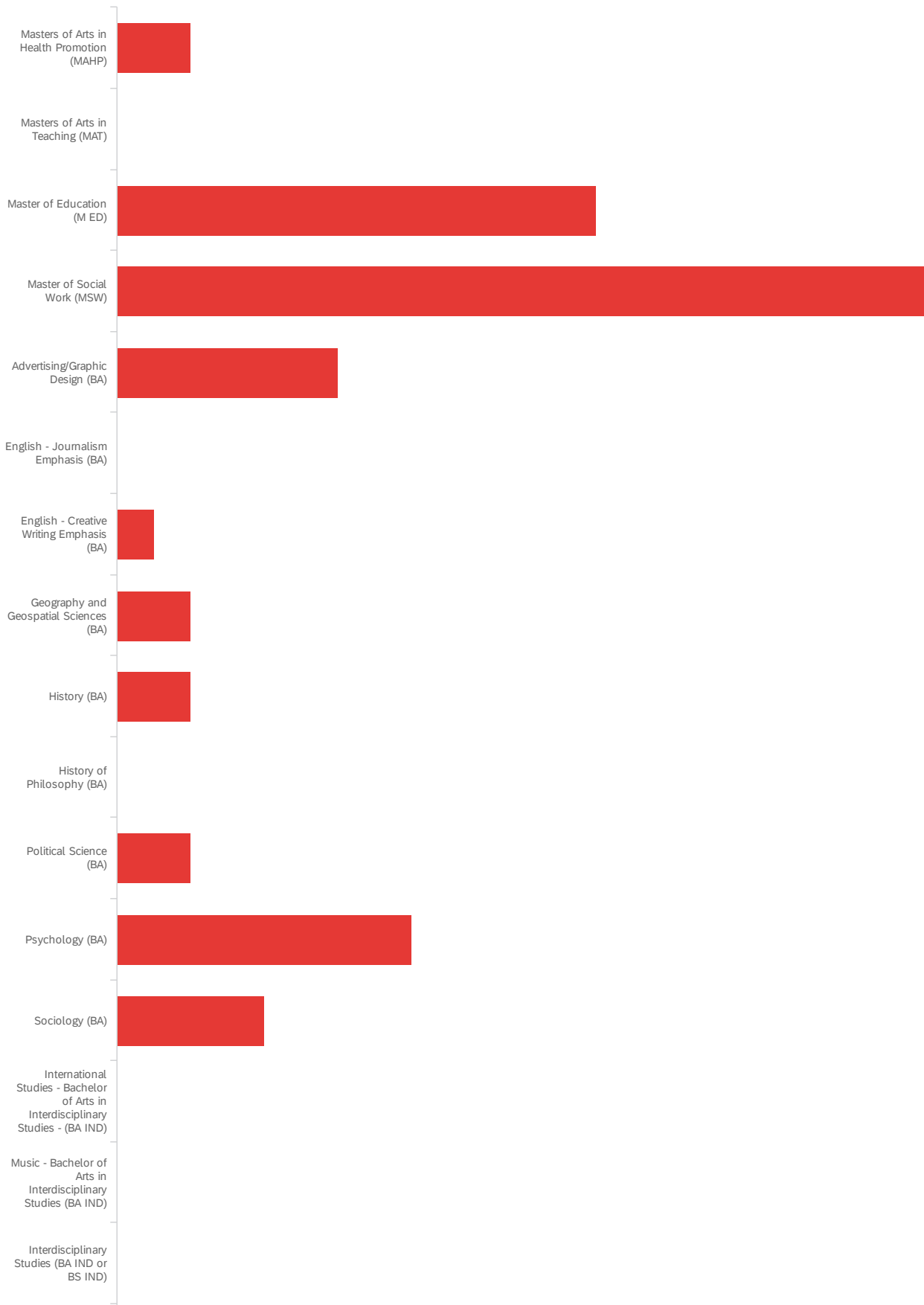


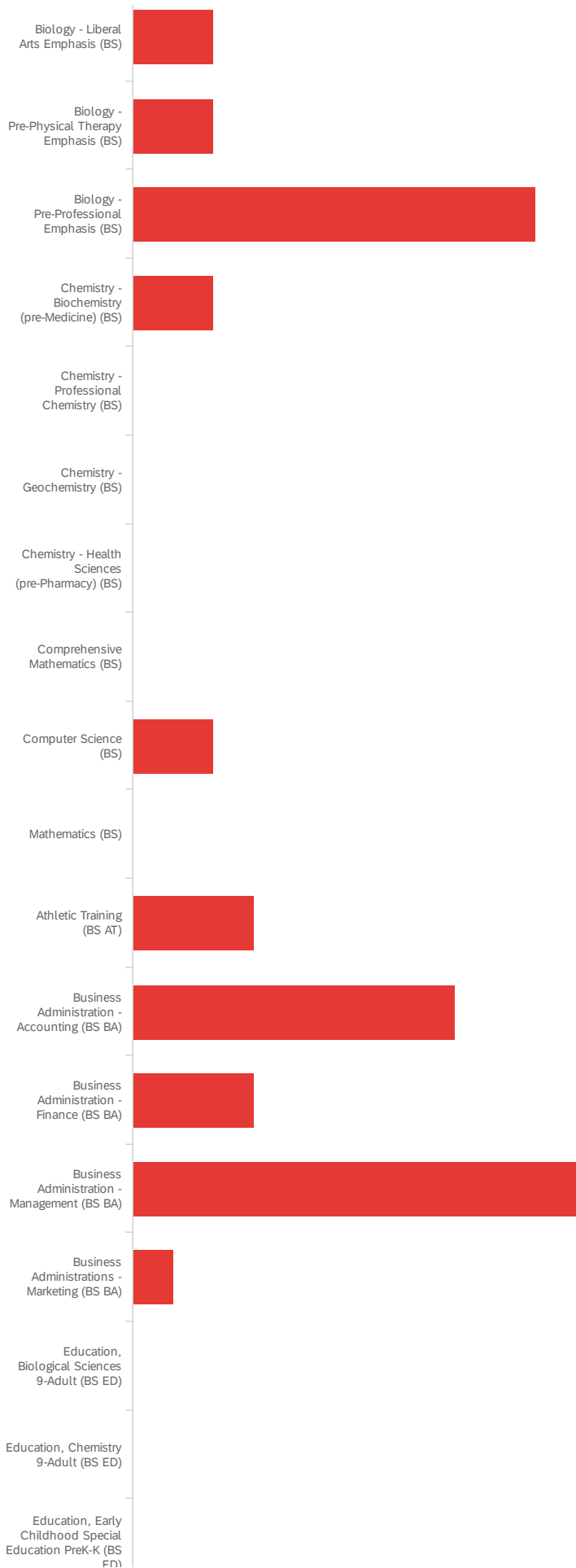
#	Field	Minimum	Maximum	Mean	Std Deviation	Variance	Count
1	Please indicate your semester/month of graduation:	1.00	3.00	1.69	0.57	0.32	172

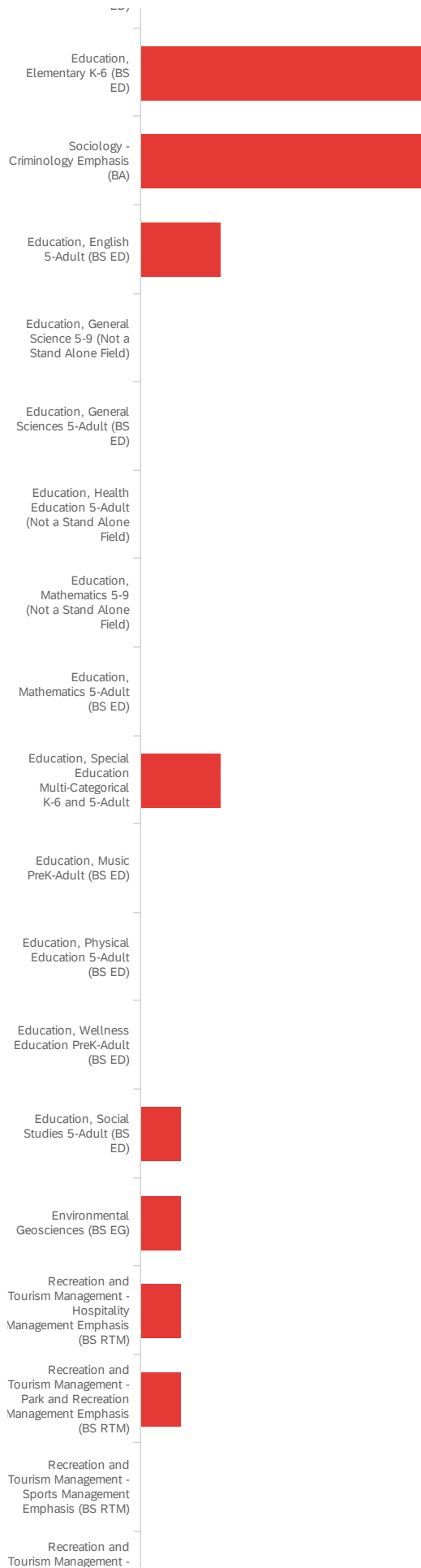
#	Field	Choice Count
1	Fall Semester/December 2020	36.63% 63
2	Spring Semester/May 2021	58.14% 100
3	Summer Term/August 2021	5.23% 9
		172

Showing rows 1 - 4 of 4

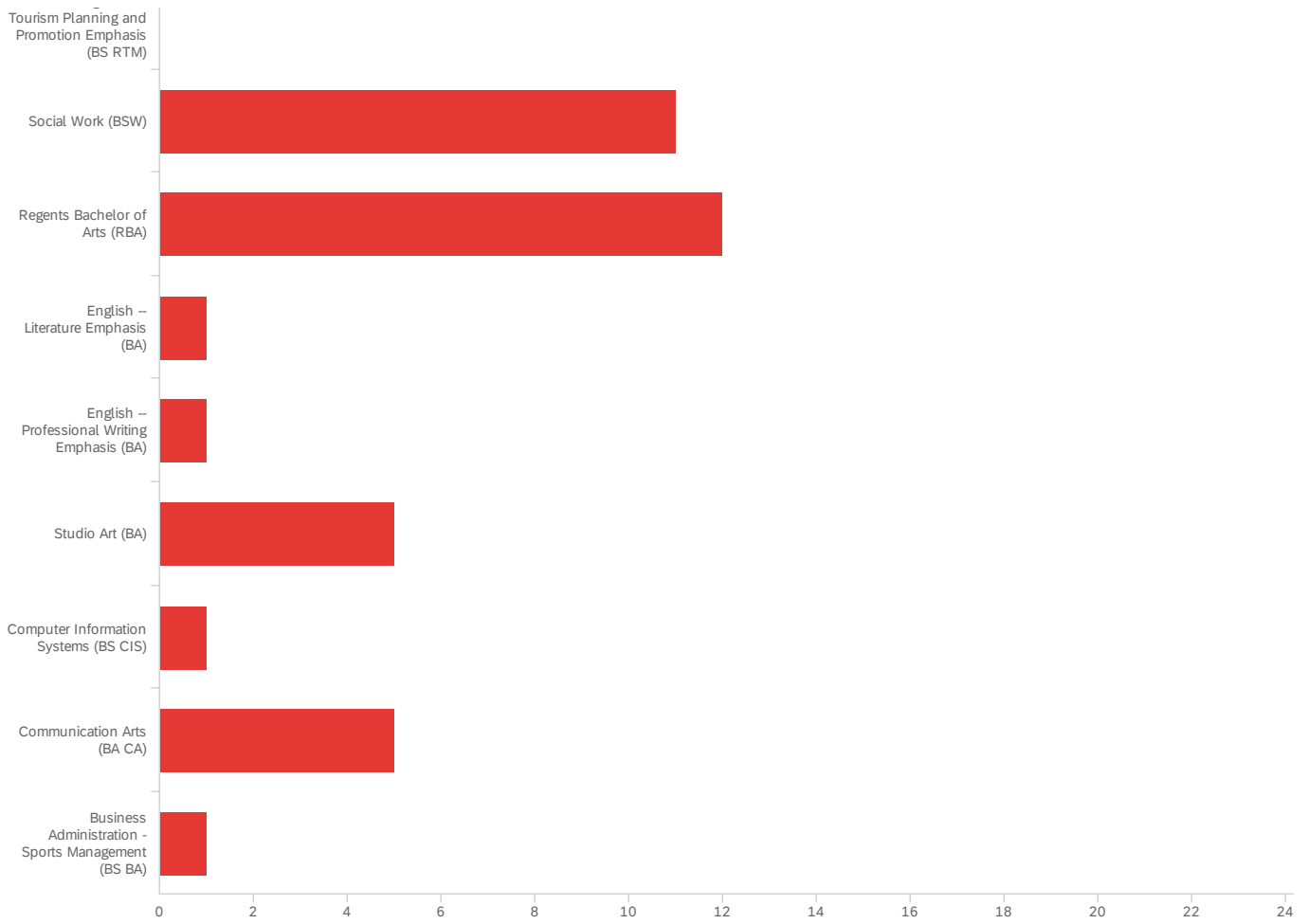
## Q6 - Please indicate your degree program(s):











#	Field	Choice Count
1	Masters of Arts in Health Promotion (MAHP)	1.21% 2
2	Masters of Arts in Teaching (MAT)	0.00% 0
3	Master of Education (M ED)	7.88% 13
4	Master of Social Work (MSW)	13.33% 22
5	Advertising/Graphic Design (BA)	3.64% 6
6	English - Journalism Emphasis (BA)	0.00% 0
7	English - Creative Writing Emphasis (BA)	0.61% 1
8	Geography and Geospatial Sciences (BA)	1.21% 2
11	History (BA)	1.21% 2
12	History of Philosophy (BA)	0.00% 0
13	Political Science (BA)	1.21% 2
14	Psychology (BA)	4.85% 8
15	Sociology (BA)	2.42% 4

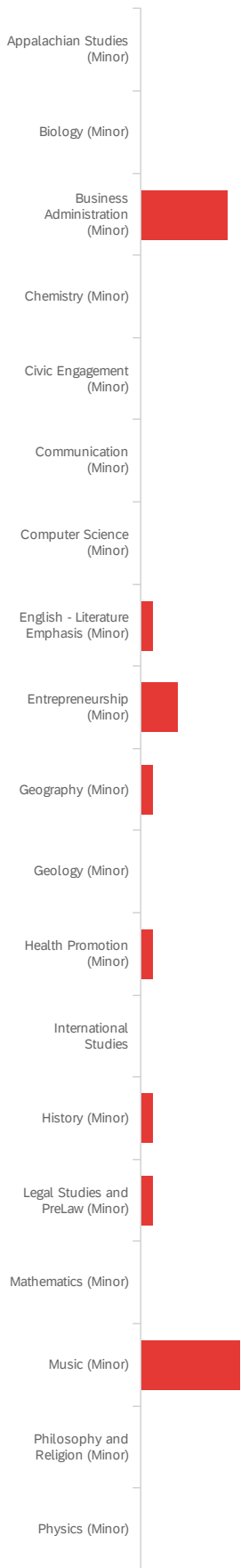
#	Field	Choice Count
21	International Studies - Bachelor of Arts in Interdisciplinary Studies - (BA IND)	0.00% 0
22	Music - Bachelor of Arts in Interdisciplinary Studies (BA IND)	0.00% 0
23	Interdisciplinary Studies (BA IND or BS IND)	0.00% 0
24	Biology - Liberal Arts Emphasis (BS)	1.21% 2
25	Biology - Pre-Physical Therapy Emphasis (BS)	1.21% 2
26	Biology - Pre-Professional Emphasis (BS)	6.06% 10
27	Chemistry - Biochemistry (pre-Medicine) (BS)	1.21% 2
28	Chemistry - Professional Chemistry (BS)	0.00% 0
29	Chemistry - Geochemistry (BS)	0.00% 0
30	Chemistry - Health Sciences (pre-Pharmacy) (BS)	0.00% 0
31	Comprehensive Mathematics (BS)	0.00% 0
32	Computer Science (BS)	1.21% 2
33	Mathematics (BS)	0.00% 0
34	Athletic Training (BS AT)	1.82% 3
35	Business Administration - Accounting (BS BA)	4.85% 8
37	Business Administration - Finance (BS BA)	1.82% 3
38	Business Administration - Management (BS BA)	6.67% 11
39	Business Administrations - Marketing (BS BA)	0.61% 1
42	Education, Biological Sciences 9-Adult (BS ED)	0.00% 0
44	Education, Chemistry 9-Adult (BS ED)	0.00% 0
45	Education, Early Childhood Special Education PreK-K (BS ED)	0.00% 0
46	Education, Elementary K-6 (BS ED)	4.24% 7
47	Sociology - Criminology Emphasis (BA)	4.24% 7
48	Education, English 5-Adult (BS ED)	1.21% 2
49	Education, General Science 5-9 (Not a Stand Alone Field)	0.00% 0
50	Education, General Sciences 5-Adult (BS ED)	0.00% 0
51	Education, Health Education 5-Adult (Not a Stand Alone Field)	0.00% 0
52	Education, Mathematics 5-9 (Not a Stand Alone Field)	0.00% 0
53	Education, Mathematics 5-Adult (BS ED)	0.00% 0

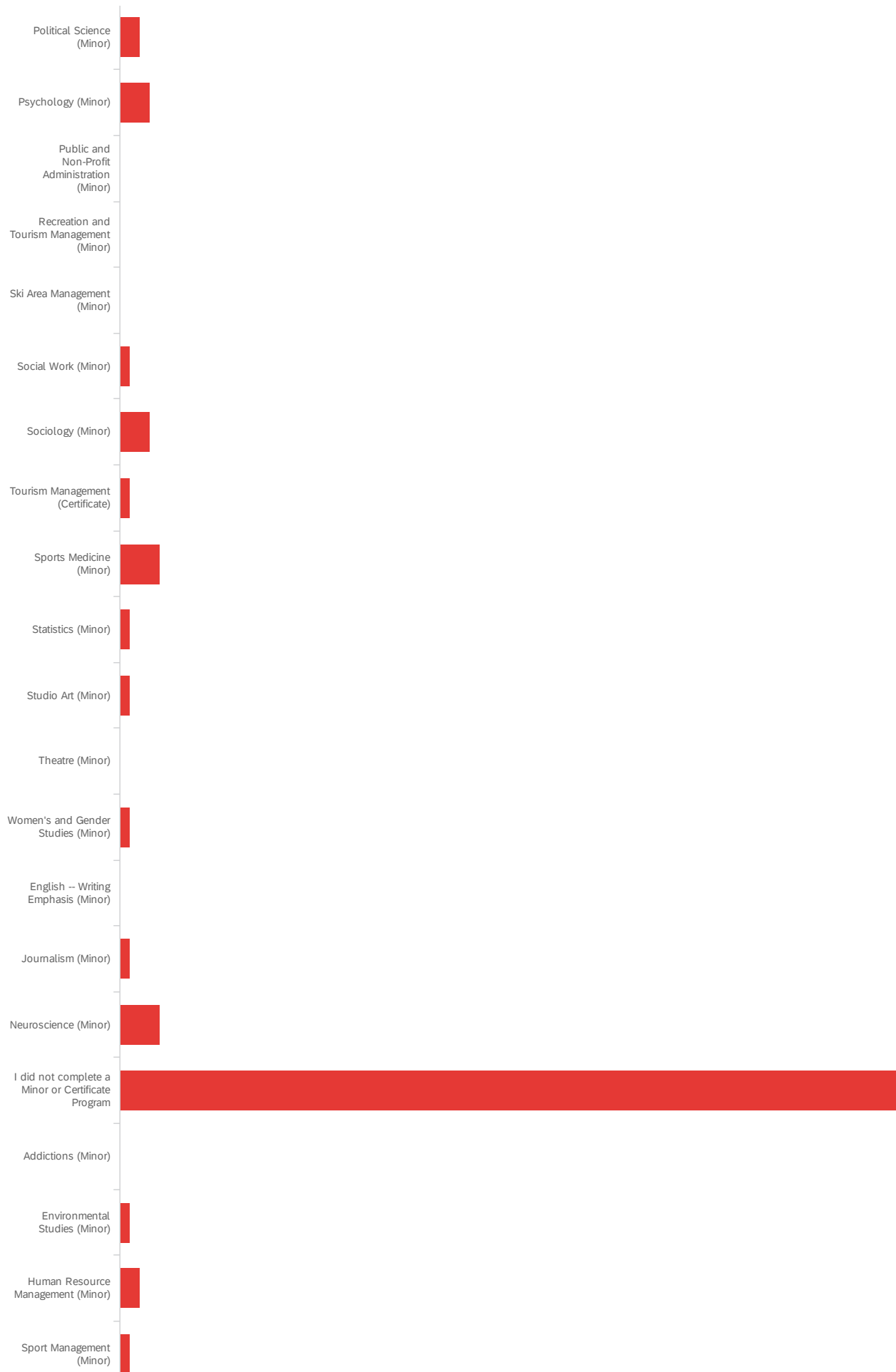
#	Field	Choice Count
54	Education, Special Education Multi-Categorical K-6 and 5-Adult	1.21% 2
56	Education, Music PreK-Adult (BS ED)	0.00% 0
57	Education, Physical Education 5-Adult (BS ED)	0.00% 0
58	Education, Wellness Education PreK-Adult (BS ED)	0.00% 0
59	Education, Social Studies 5-Adult (BS ED)	0.61% 1
61	Environmental Geosciences (BS EG)	0.61% 1
62	Recreation and Tourism Management - Hospitality Management Emphasis (BS RTM)	0.61% 1
63	Recreation and Tourism Management - Park and Recreation Management Emphasis (BS RTM)	0.61% 1
64	Recreation and Tourism Management - Sports Management Emphasis (BS RTM)	0.00% 0
65	Recreation and Tourism Management - Tourism Planning and Promotion Emphasis (BS RTM)	0.00% 0
66	Social Work (BSW)	6.67% 11
67	Regents Bachelor of Arts (RBA)	7.27% 12
68	English -- Literature Emphasis (BA)	0.61% 1
69	English -- Professional Writing Emphasis (BA)	0.61% 1
70	Studio Art (BA)	3.03% 5
71	Computer Information Systems (BS CIS)	0.61% 1
107	Communication Arts (BA CA)	3.03% 5
159	Business Administration - Sports Management (BS BA)	0.61% 1

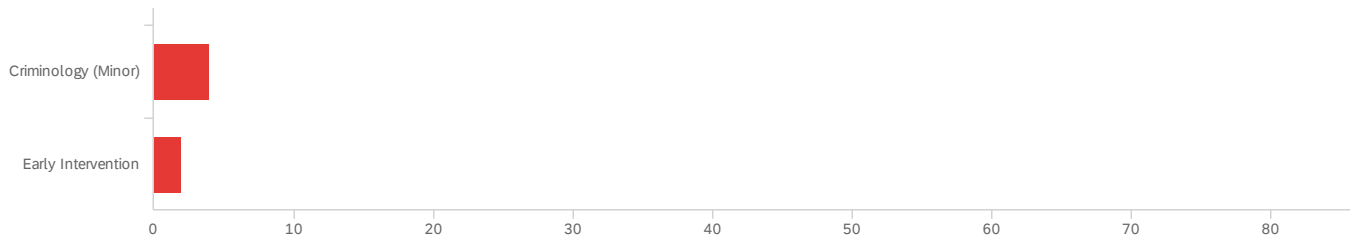
165

Showing rows 1 - 61 of 61

Q7 - Please indicate your minor(s) and/or certificate:







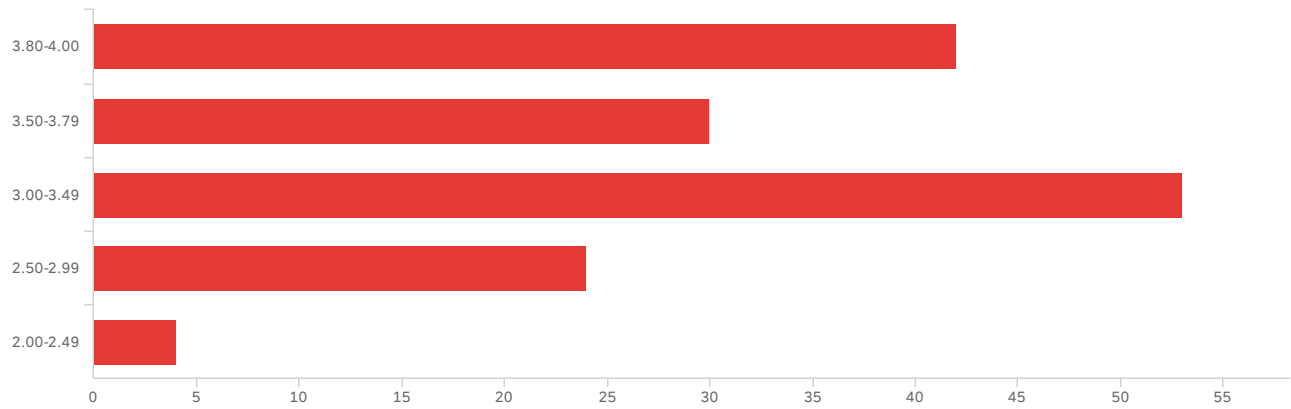
#	Field	Choice Count
1	Appalachian Studies (Minor)	0.00% 0
2	Biology (Minor)	0.00% 0
3	Business Administration (Minor)	5.26% 7
4	Chemistry (Minor)	0.00% 0
5	Civic Engagement (Minor)	0.00% 0
6	Communication (Minor)	0.00% 0
7	Computer Science (Minor)	0.00% 0
9	English - Literature Emphasis (Minor)	0.75% 1
10	Entrepreneurship (Minor)	2.26% 3
11	Geography (Minor)	0.75% 1
12	Geology (Minor)	0.00% 0
13	Health Promotion (Minor)	0.75% 1
14	International Studies	0.00% 0
15	History (Minor)	0.75% 1
16	Legal Studies and PreLaw (Minor)	0.75% 1
25	Mathematics (Minor)	0.00% 0
26	Music (Minor)	6.02% 8
27	Philosophy and Religion (Minor)	0.00% 0
28	Physics (Minor)	0.00% 0
29	Political Science (Minor)	1.50% 2
30	Psychology (Minor)	2.26% 3
31	Public and Non-Profit Administration (Minor)	0.00% 0
32	Recreation and Tourism Management (Minor)	0.00% 0
33	Ski Area Management (Minor)	0.00% 0
34	Social Work (Minor)	0.75% 1

#	Field	Choice Count
35	Sociology (Minor)	2.26% 3
36	Tourism Management (Certificate)	0.75% 1
37	Sports Medicine (Minor)	3.01% 4
38	Statistics (Minor)	0.75% 1
39	Studio Art (Minor)	0.75% 1
40	Theatre (Minor)	0.00% 0
41	Women's and Gender Studies (Minor)	0.75% 1
42	English -- Writing Emphasis (Minor)	0.00% 0
43	Journalism (Minor)	0.75% 1
44	Neuroscience (Minor)	3.01% 4
60	I did not complete a Minor or Certificate Program	58.65% 78
105	Addictions (Minor)	0.00% 0
107	Environmental Studies (Minor)	0.75% 1
108	Human Resource Management (Minor)	1.50% 2
109	Sport Management (Minor)	0.75% 1
110	Criminology (Minor)	3.01% 4
111	Early Intervention	1.50% 2

133

Showing rows 1 - 43 of 43

## Q8 - What is your current overall GPA?



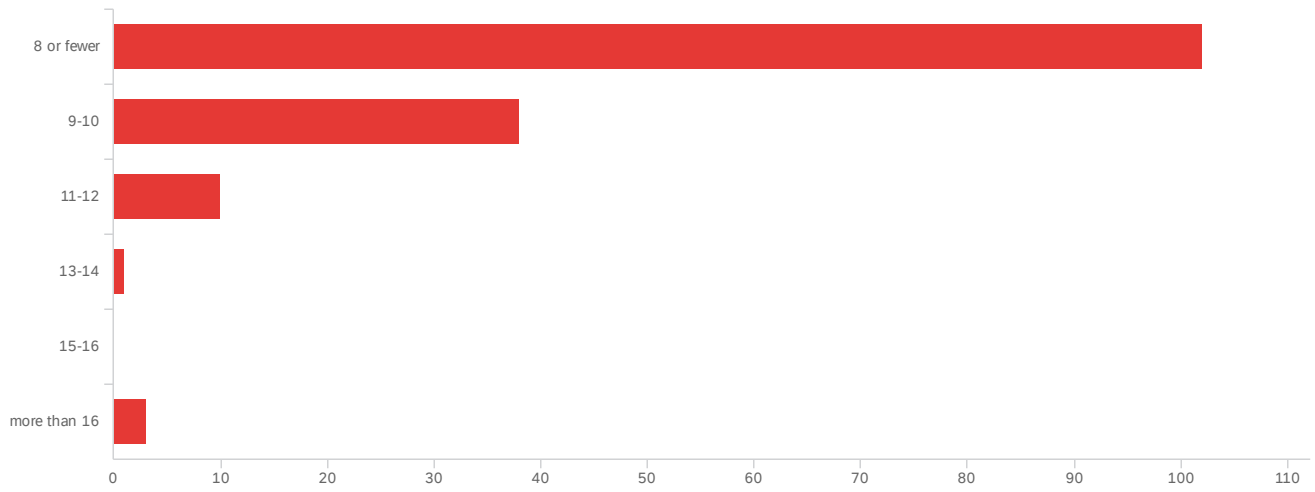
#	Field	Minimum	Maximum	Mean	Std Deviation	Variance	Count
1	What is your current overall GPA?	1.00	5.00	2.46	1.13	1.27	153

#	Field	Choice Count
1	3.80-4.00	27.45% 42
2	3.50-3.79	19.61% 30
3	3.00-3.49	34.64% 53
4	2.50-2.99	15.69% 24
5	2.00-2.49	2.61% 4
		153

Showing rows 1 - 6 of 6



## Q9 - How many semesters did it take you to complete your degree(s):



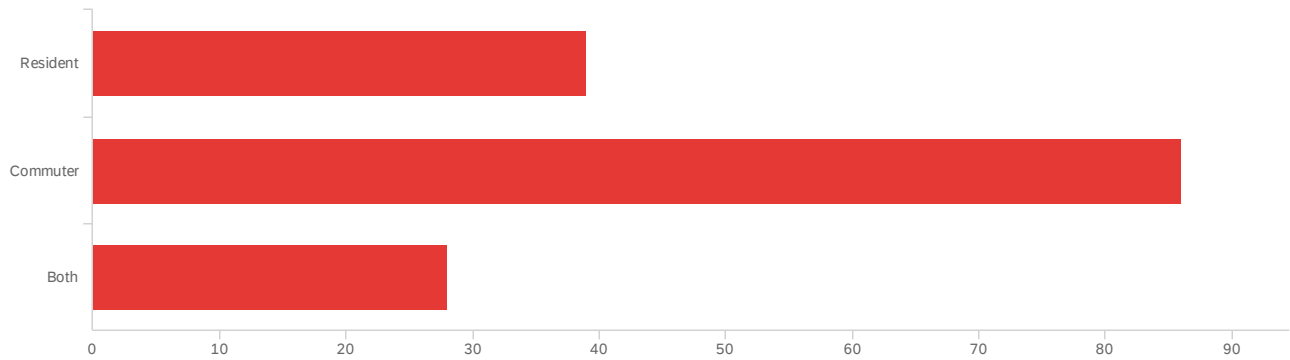
#	Field	Minimum	Maximum	Mean	Std Deviation	Variance	Count
1	How many semesters did it take you to complete your degree(s):	1.00	6.00	1.49	0.90	0.81	154

#	Field	Choice Count
1	8 or fewer	66.23% 102
2	9-10	24.68% 38
3	11-12	6.49% 10
4	13-14	0.65% 1
5	15-16	0.00% 0
6	more than 16	1.95% 3

154

Showing rows 1 - 7 of 7

## Q10 - While at Concord were you a resident, commuter, or both?

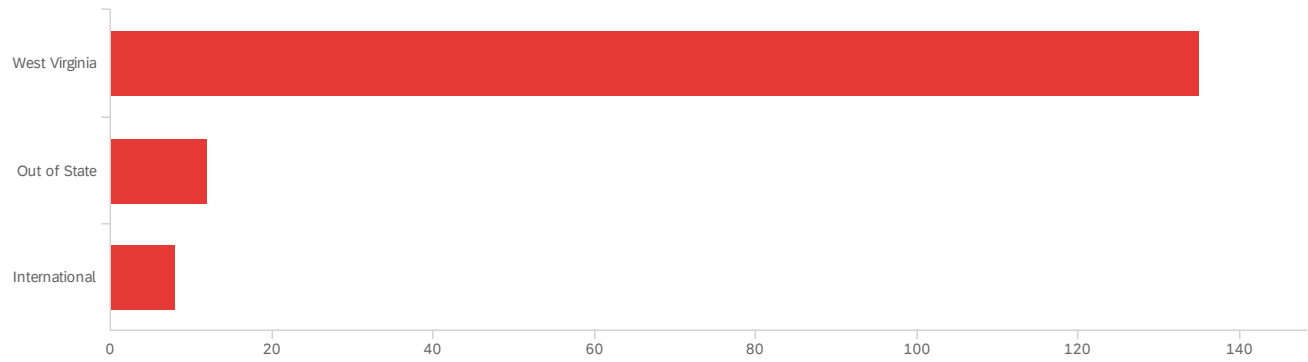


#	Field	Minimum	Maximum	Mean	Std Deviation	Variance	Count
1	While at Concord were you a resident, commuter, or both?	1.00	3.00	1.93	0.66	0.43	153

#	Field	Choice Count
1	Resident	25.49% 39
2	Commuter	56.21% 86
3	Both	18.30% 28
		153

Showing rows 1 - 4 of 4

## Q11 - What was your residence at time of admission to Concord University?

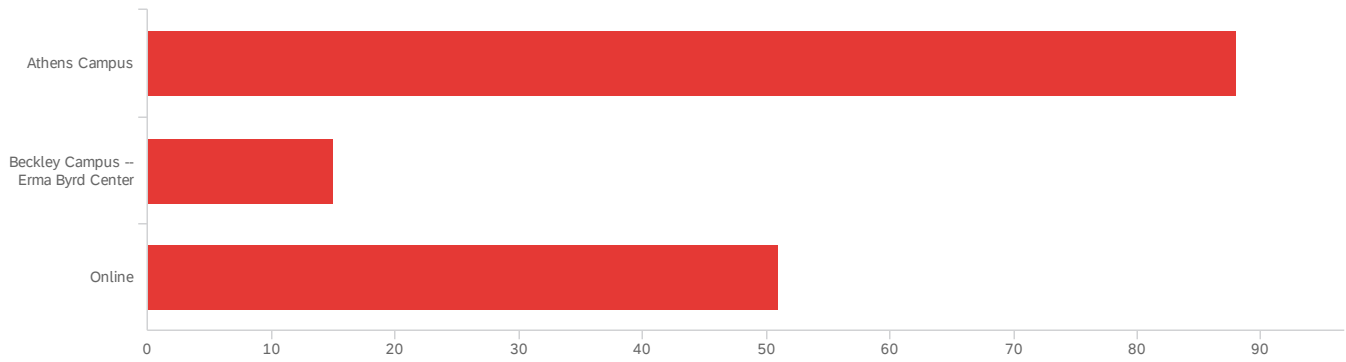


#	Field	Minimum	Maximum	Mean	Std Deviation	Variance	Count
1	What was your residence at time of admission to Concord University?	1.00	3.00	1.18	0.50	0.25	155

#	Field	Choice Count
1	West Virginia	87.10% 135
2	Out of State	7.74% 12
3	International	5.16% 8
		155

Showing rows 1 - 4 of 4

## Q12 - Where did you complete the majority of your coursework?

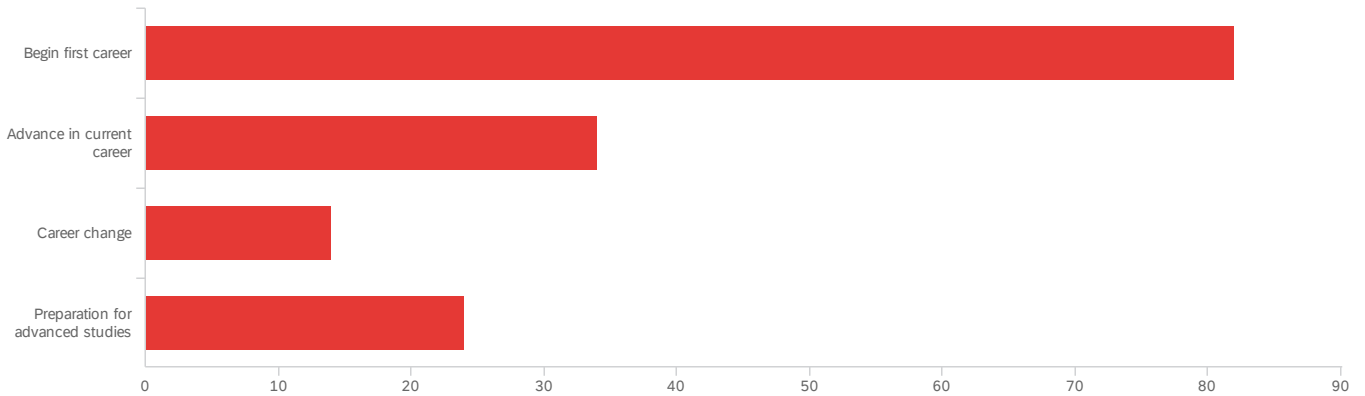


#	Field	Minimum	Maximum	Mean	Std Deviation	Variance	Count
1	Where did you complete the majority of your coursework?	1.00	3.00	1.76	0.92	0.84	154

#	Field	Choice Count
1	Athens Campus	57.14% 88
2	Beckley Campus -- Erma Byrd Center	9.74% 15
3	Online	33.12% 51
		154

Showing rows 1 - 4 of 4

Q13 - Which of the following best describes your educational objective while attending Concord University.



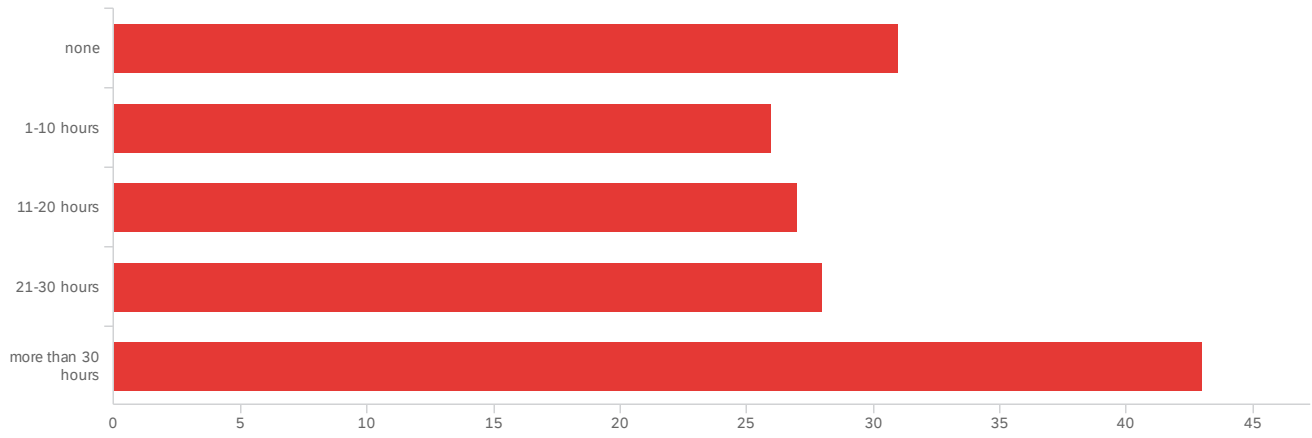
#	Field	Minimum	Maximum	Mean	Std Deviation	Variance	Count
1	Which of the following best describes your educational objective while attending Concord University.	1.00	4.00	1.87	1.11	1.23	154

#	Field	Choice Count
1	Begin first career	53.25% 82
2	Advance in current career	22.08% 34
3	Career change	9.09% 14
4	Preparation for advanced studies	15.58% 24

154

Showing rows 1 - 5 of 5

Q14 - During this last year of studies, approximately how many hours per week do you spend working while attending clas

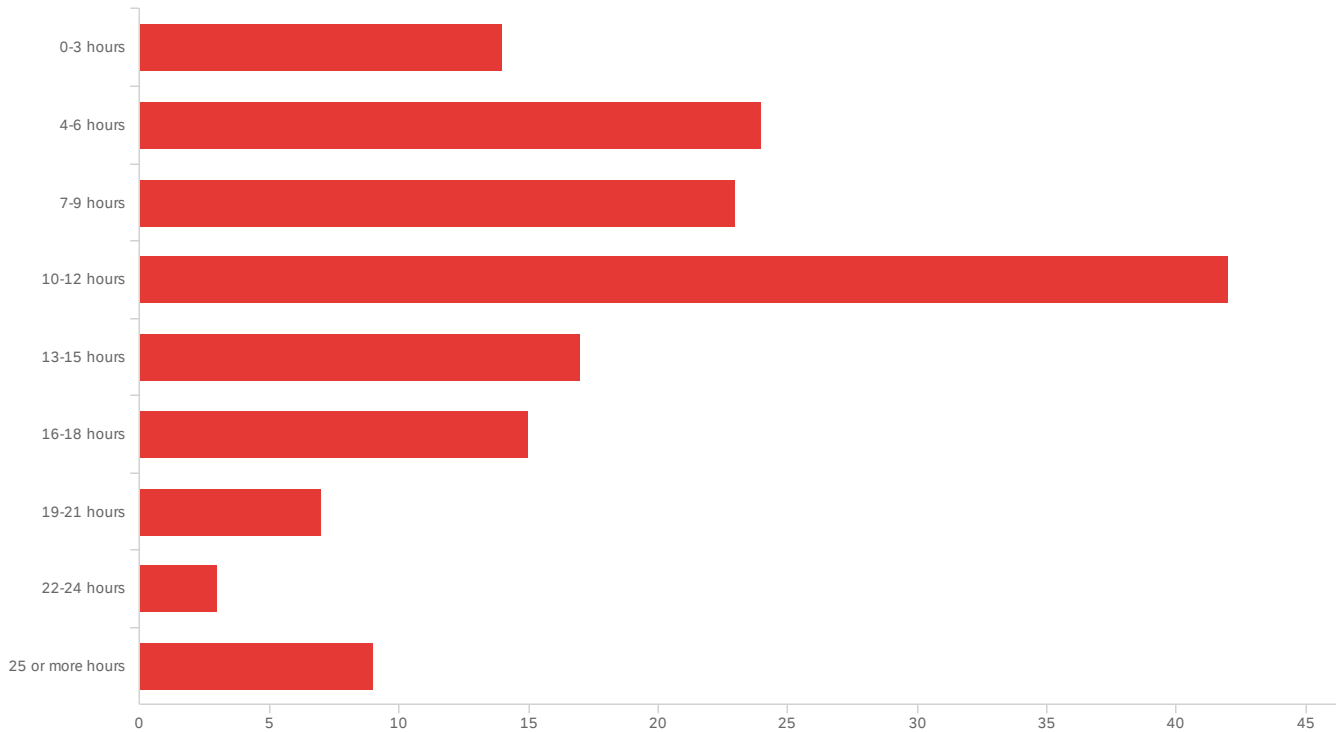


#	Field	Minimum	Maximum	Mean	Std Deviation	Variance	Count
1	During this last year of studies, approximately how many hours per week do you spend working while attending clas	1.00	5.00	3.17	1.49	2.23	155

#	Field	Choice Count
1	none	20.00% 31
2	1-10 hours	16.77% 26
3	11-20 hours	17.42% 27
4	21-30 hours	18.06% 28
5	more than 30 hours	27.74% 43
		155

Showing rows 1 - 6 of 6

Q15 - Approximately how many hours per week, during your time at Concord, do you spend studying outside of class on course-related work (e.g. homework, papers, projects, rehearsals, studio work, etc.)



#	Field	Minimum	Maximum	Mean	Std Deviation	Variance	Count
1	Approximately how many hours per week, during your time at Concord, do you spend studying outside of class on course-related work (e.g. homework, papers, projects, rehearsals, studio work, etc.)	1.00	9.00	4.08	2.07	4.27	154

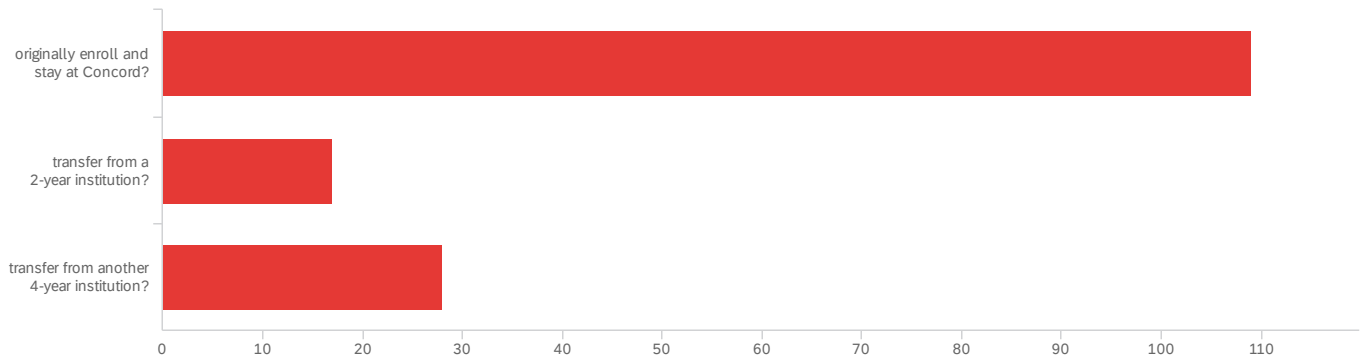
#	Field	Choice Count
1	0-3 hours	9.09% 14
2	4-6 hours	15.58% 24
3	7-9 hours	14.94% 23
4	10-12 hours	27.27% 42
5	13-15 hours	11.04% 17
6	16-18 hours	9.74% 15

#	Field	Choice Count
7	19-21 hours	4.55% 7
8	22-24 hours	1.95% 3
9	25 or more hours	5.84% 9
		154

Showing rows 1 - 10 of 10



## Q16 - While pursuing your degree at Concord University, did you

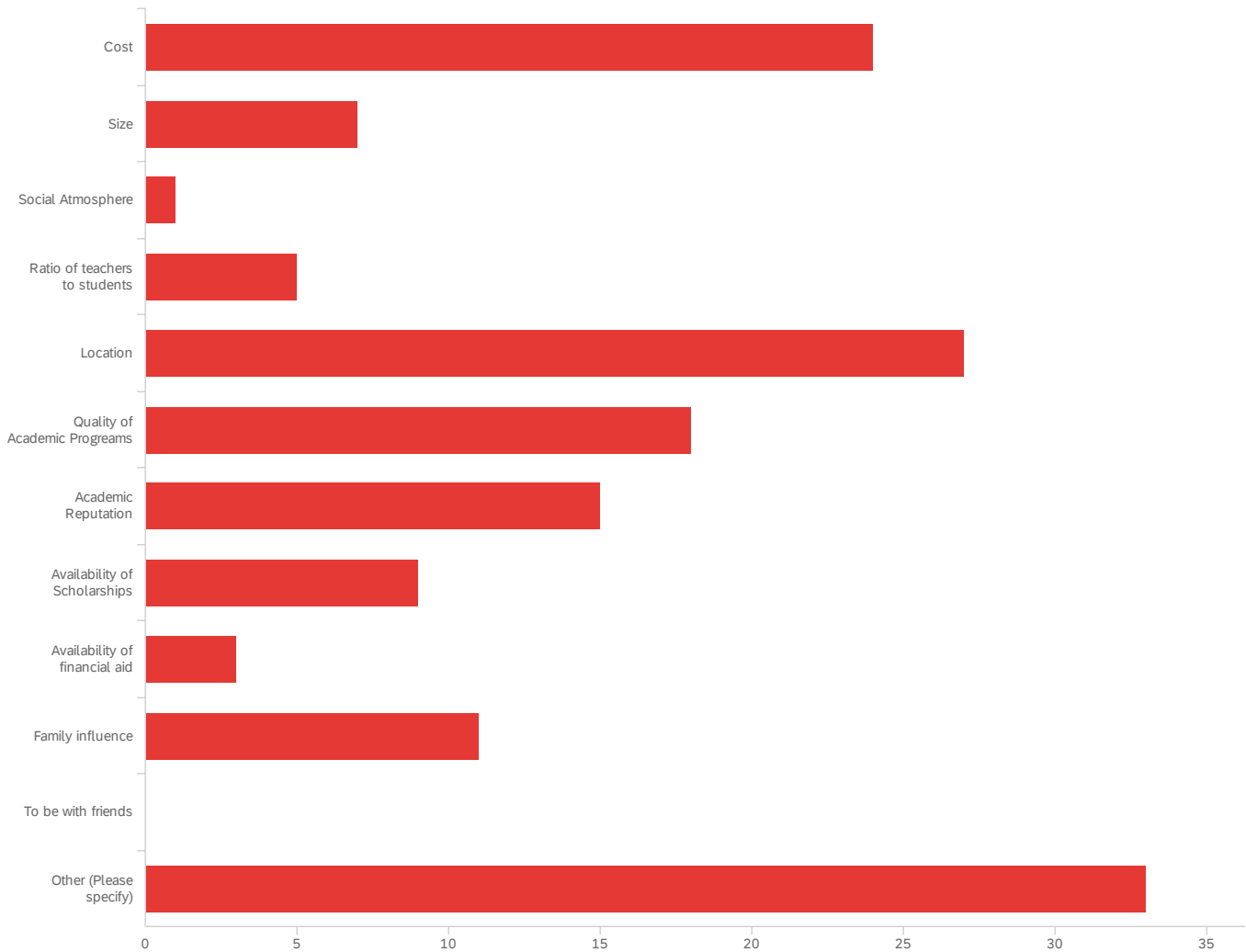


#	Field	Minimum	Maximum	Mean	Std Deviation	Variance	Count
1	While pursuing your degree at Concord University, did you	1.00	3.00	1.47	0.78	0.61	154

#	Field	Choice Count
1	originally enroll and stay at Concord?	70.78% 109
2	transfer from a 2-year institution?	11.04% 17
3	transfer from another 4-year institution?	18.18% 28
		154

Showing rows 1 - 4 of 4

## Q17 - What was your MOST important reason for attending Concord?



#	Field	Minimum	Maximum	Mean	Std Deviation	Variance	Count
1	What was your MOST important reason for attending Concord? - Selected Choice	1.00	12.00	6.63	3.75	14.05	153

#	Field	Choice Count
1	Cost	15.69% 24
2	Size	4.58% 7
3	Social Atmosphere	0.65% 1
4	Ratio of teachers to students	3.27% 5
5	Location	17.65% 27

#	Field	Choice Count
6	Quality of Academic Programs	11.76% 18
7	Academic Reputation	9.80% 15
8	Availability of Scholarships	5.88% 9
9	Availability of financial aid	1.96% 3
10	Family influence	7.19% 11
11	To be with friends	0.00% 0
12	Other (Please specify)	21.57% 33

153

Showing rows 1 - 13 of 13

### Q17\_12\_TEXT - Other (Please specify)

Other (Please specify)

Childcare

Sports

Credits hours they can take

Sports

Sports

Location and potential scholarships

COVID-19 & living from home

online classes

Played basketball

Online, accredited program.

To play basketball

Cost, scholarships, athletics, and closeness to home

Daycare

Football

I originally came for the Education program before I changed my major.

Other (Please specify)

Athletics

Sports

Know as a good school for education and had the Bonner Program.

My husband, children, and mother are all CU graduates.

The Programs offered

I went for undergrad so, wanted to continue with my Master's

Work supported degree

ability to do online only classes

Masters Degree

Recruiter was on my community college campus and was very helpful in getting a credit evaluation done and steering me to the best program for me.

Changed my major

Offered complete online degree option

I completed my undergraduate here and loved the professors.

The ability to take the majority of my classes at the Erma Byrd Center was key. I worked full-time while obtaining my degree and I would not have been able to continue my education if the off-campus option were not available.

I graduated in 2016 with my Bachelor's from Concord.

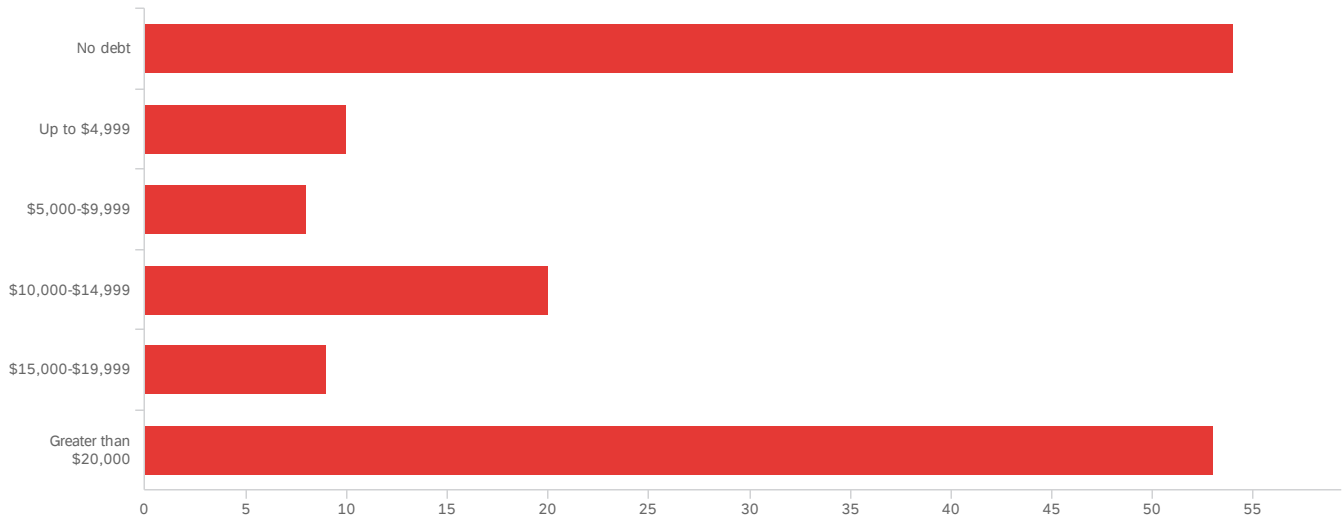
Sports

Only option

Location - I was able to obtain my degree from the Beckley Center and online without going to the main campus.

# Q18 - Upon graduation, what will be the dollar amount of your educational loan

indebtedness?



#	Field	Minimum	Maximum	Mean	Std Deviation	Variance	Count
1	Upon graduation, what will be the dollar amount of your educational loan indebtedness?	1.00	6.00	3.51	2.16	4.67	154

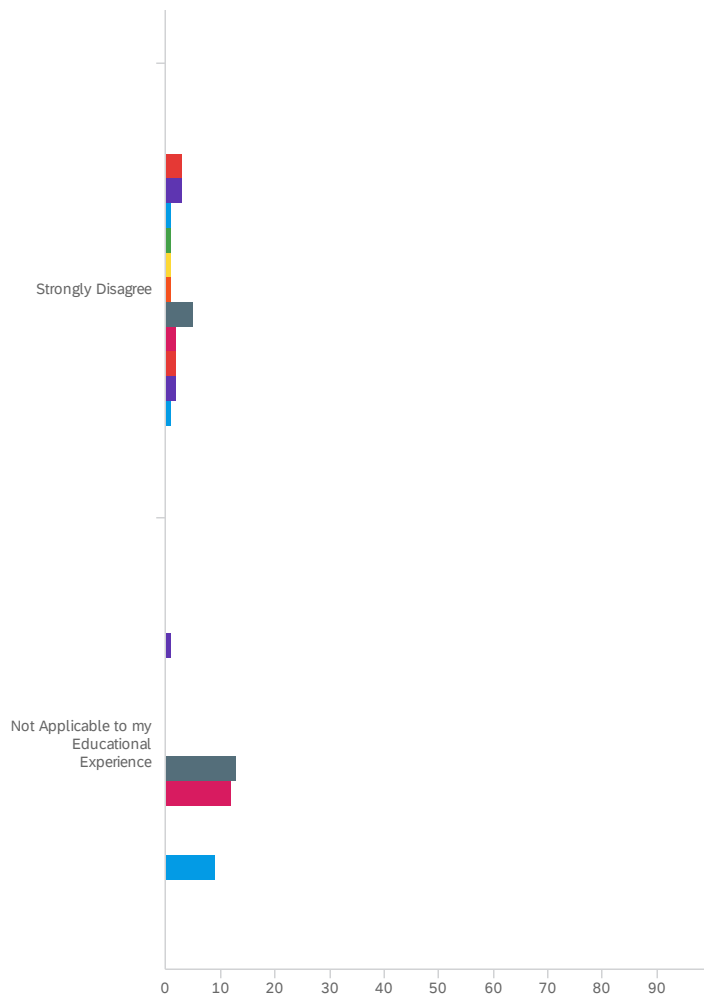
#	Field	Choice	Count
1	No debt	35.06%	54
2	Up to \$4,999	6.49%	10
3	\$5,000-\$9,999	5.19%	8
4	\$10,000-\$14,999	12.99%	20
5	\$15,000-\$19,999	5.84%	9
6	Greater than \$20,000	34.42%	53

154

Showing rows 1 - 7 of 7

# Q19 - While pursuing my degree at Concord University...





#	Field	Minimum	Maximum	Mean	Std Deviation	Variance	Count
1	I developed effective communication skills in writing, speaking, and reading.	1.00	5.00	1.75	0.81	0.66	153
2	I learned to find scholarly information, to interpret research, and to use insights gained from research for informed decision making.	1.00	6.00	1.79	0.91	0.82	152
3	I learned to appreciate and to respect differing viewpoints.	1.00	5.00	1.65	0.76	0.58	153
4	I determined how to improve my own learning and to engage in lifelong learning.	1.00	5.00	1.56	0.69	0.48	153
5	I used my all of my varying academic knowledge and experiences to explore issues and to solve problems.	1.00	5.00	1.63	0.70	0.50	153
6	I learned to apply the critical thinking skills learned in problem solving.	1.00	5.00	1.58	0.69	0.48	153
7	I developed the ability to use mathematics to explore real world problems.	1.00	6.00	2.44	1.47	2.17	153
8	I broadened my appreciation for the arts.	1.00	6.00	2.22	1.44	2.07	152

#	Field	Minimum	Maximum	Mean	Std Deviation	Variance	Count
9	I have a well-developed understanding of the ethical and moral implications of my actions and those of others.	1.00	5.00	1.51	0.73	0.53	152
10	I learned to respect differing perspectives for understanding and equitable conflict resolution.	1.00	5.00	1.57	0.74	0.55	152
11	My capstone course challenged me to do my best work.	1.00	6.00	1.95	1.29	1.66	152

#	Field	Strongly Agree	Agree	Neither Agree or Disagree	Disagree	Strongly Disagree	Not Applicable to my Educational Experience	Total
1	I developed effective communication skills in writing, speaking, and reading.	41.18% 63	47.71% 73	7.84% 12	1.31% 2	1.96% 3	0.00% 0	153
2	I learned to find scholarly information, to interpret research, and to use insights gained from research for informed decision making.	42.11% 64	44.74% 68	8.55% 13	1.97% 3	1.97% 3	0.66% 1	152
3	I learned to appreciate and to respect differing viewpoints.	49.02% 75	40.52% 62	7.84% 12	1.96% 3	0.65% 1	0.00% 0	153
4	I determined how to improve my own learning and to engage in lifelong learning.	53.59% 82	39.22% 60	5.88% 9	0.65% 1	0.65% 1	0.00% 0	153
5	I used my all of my varying academic knowledge and experiences to explore issues and to solve problems.	47.71% 73	43.79% 67	7.19% 11	0.65% 1	0.65% 1	0.00% 0	153
6	I learned to apply the critical thinking skills learned in problem solving.	51.63% 79	41.18% 63	5.88% 9	0.65% 1	0.65% 1	0.00% 0	153
7	I developed the ability to use mathematics to explore real world problems.	30.07% 46	32.68% 50	20.26% 31	5.23% 8	3.27% 5	8.50% 13	153
8	I broadened my appreciation for the arts.	38.82% 59	30.92% 47	16.45% 25	4.61% 7	1.32% 2	7.89% 12	152
9	I have a well-developed understanding of the ethical and moral implications of my actions and those of others.	59.21% 90	33.55% 51	5.92% 9	0.00% 0	1.32% 2	0.00% 0	152
10	I learned to respect differing perspectives for understanding and equitable conflict resolution.	54.61% 83	36.84% 56	7.24% 11	0.00% 0	1.32% 2	0.00% 0	152

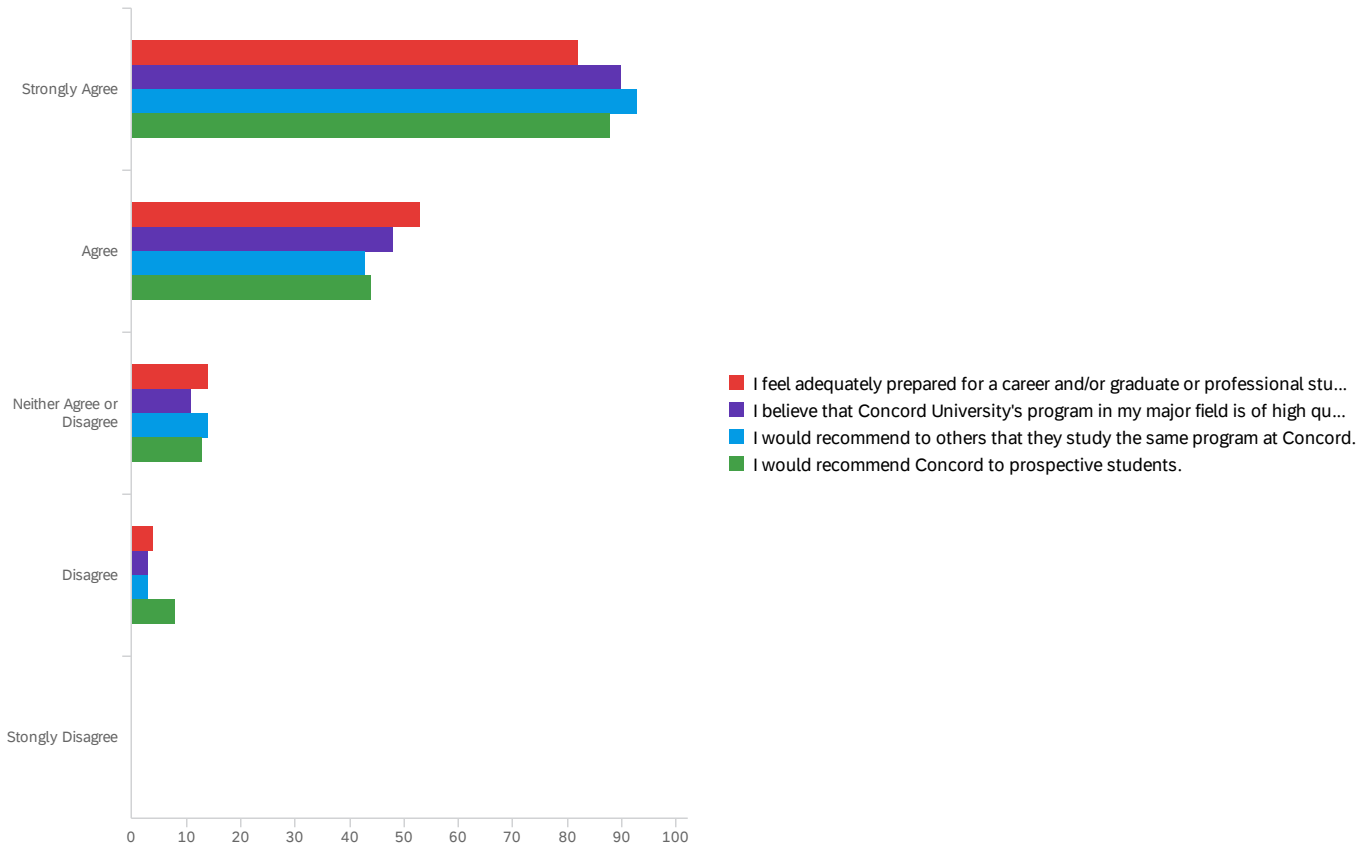


#	Field	Strongly Agree	Agree	Neither Agree or Disagree	Disagree	Strongly Disagree	Not Applicable to my Educational Experience	Total
11	My capstone course challenged me to do my best work.	46.71% 71	32.24% 49	13.16% 20	1.32% 2	0.66% 1	5.92% 9	152

Showing rows 1 - 11 of 11

Q20 - Now that you are nearing completion of your degree at Concord University, please

rate the following:



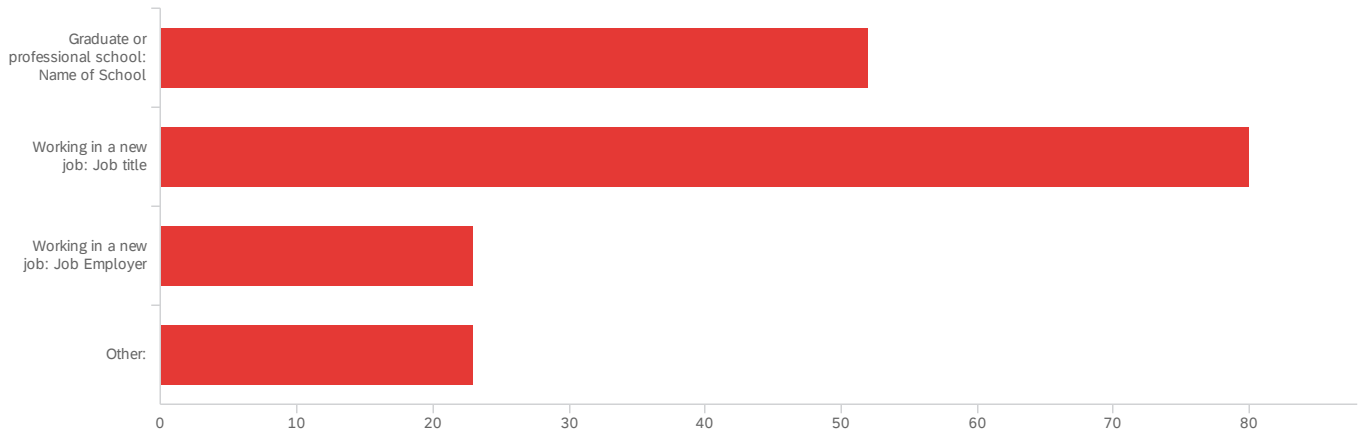
#	Field	Minimum	Maximum	Mean	Std Deviation	Variance	Count
1	I feel adequately prepared for a career and/or graduate or professional study in my major field.	1.00	4.00	1.61	0.76	0.58	153
2	I believe that Concord University's program in my major field is of high quality.	1.00	4.00	1.52	0.72	0.51	152
3	I would recommend to others that they study the same program at Concord.	1.00	4.00	1.52	0.74	0.55	153
4	I would recommend Concord to prospective students.	1.00	4.00	1.61	0.85	0.72	153

#	Field	Strongly Agree	Agree	Neither Agree or Disagree	Disagree	Strongly Disagree	Total
1	I feel adequately prepared for a career and/or graduate or professional study in my major field.	53.59% 82	34.64% 53	9.15% 14	2.61% 4	0.00% 0	153

#	Field	Strongly Agree	Agree	Neither Agree or Disagree	Disagree	Stongly Disagree	Total
2	I believe that Concord University's program in my major field is of high quality.	59.21% 90	31.58% 48	7.24% 11	1.97% 3	0.00% 0	152
3	I would recommend to others that they study the same program at Concord.	60.78% 93	28.10% 43	9.15% 14	1.96% 3	0.00% 0	153
4	I would recommend Concord to prospective students.	57.52% 88	28.76% 44	8.50% 13	5.23% 8	0.00% 0	153

Showing rows 1 - 4 of 4

Q21 - What is your primary future plan? Please complete the following for your new career position and/or graduate school.



#	Field	Choice Count
1	Graduate or professional school: Name of School	29.21% 52
2	Working in a new job: Job title	44.94% 80
3	Working in a new job: Job Employer	12.92% 23
4	Other:	12.92% 23
		178

Showing rows 1 - 5 of 5

Q21\_1\_TEXT - Graduate or professional school: Name of School

Graduate or professional school: Name of School

Concord University

Wingate University

Hopefully to get my Master Degree but I am not sure where.

Maybe get my masters at concord within the next few years.

Undecided

Concord University

Would like to continue my education at Concord University if they are able to start a Masters of Business

Graduate or professional school: Name of School

Concord University: Masters in Social Work

Undecided

Unsure yet

Concord University or West Liberty University

unknown

Concord University

Concord University

Concord University

Applying at NC State, UNC, and A&T Univeristy

Marshall

Marshall University School of Physical Therapy

Concord/WVU

West Virginia School of Osteopathic Medicine (WSOM)

Concord Univeristy

Concord University MSW

I will be attending Marshall University Joan C Edwards School of Medicine in the fall to begin earning my M.D.

Concord University

Medical School

Concord University

Concord

Marshall University

graduate

Concord University

West Virginia University Dental School

Graduate or professional school: Name of School

Radford University Carilion

West Virginia University

University of Mobile

I haven't picked one yet

Medical school. Currently not confirmed where.

Paul L. Foster School Of Medicine

Concord University

N/A

Undecided

Undecided

Concord University

I would like to pursue a masters degree in HR Management with Marshall University.

Osteopathic school of medical

Undecided

Not sure yet. Will probably do an online masters degree in Literature.

Q21\_2\_TEXT - Working in a new job: Job title

Working in a new job: Job title

Graduate Assistant Athletic Trainer

technical writer

Park Ranger / Natural Resource Management

Home Visitor 2

Working as a professional at New Hope 4 You

I am planning on staying close to home and hopefully substitute teaching starting in the fall.

Working in a new job: Job title

---

Teacher

Unsure of exactly what job but have applied at various businesses in my field.

Something in the recreational field

Therapist

Teacher

Intend to pursue work in the medical or social work arena

I have recently applied for job positions such as Counseling Associate and Health Guide.

Supervisor at KVC

Teacher

AIR FORCE

Counseling

I don't know my job title yet but I will be working at the DHHR to pay off my IV-E Scholarship

Environmental Consulting, hope to work in zoo program eventually

Federal Park Ranger or Natural Resource Police Officer

Teacher

Reading Specialist

Teacher

English teacher

CPS Social Worker

Special Education Teacher

MSW at the Department of Veteran Affairs

Unsure

Title I Teacher

Professional artist

Working in a new job: Job title

---

Prek teacher

I have no idea, and I'm quite terrified that I'm going to fall into financial ruin due to student loans.

Graphic designer

2nd grade teacher currently— maybe one day Title 1 teacher

Adoption Specialist

Social worker

Graphic Designer

Director

Family Service Worker with Head Start

Teacher

Licensed Social Worker

Teacher

Police officer

Graphic Designer

Assistant Principal

Software engineer

Msw

Graphic Design

freelance until covid is over with

Elementary Classroom Teacher

I plan to first continue to study and get my realtor license. I then would like to work as a marketing manager along side realty.

Working with foster kids preventing them from experiencing chronic homelessness when aging out of the system

Teacher

Teacher



Working in a new job: Job title

---

I plan to become an effective Elementary educator in Southern WV.

Law enforcement officer

Human Resource Department

Therapist

HR Manager. My intent is to change positions, perhaps still with state government, but within HR.

Adoption Specialist

Director of Treatment Services

I intend to search and apply for Graphic Design jobs in my area.

English Teacher (middle or high school)

Q21\_3\_TEXT - Working in a new job: Job Employer

Working in a new job: Job Employer

---

State Jobs

EPIC/RESA 8

N/A

If that doesn't happen then my plans are to apply for a job as a caseworker for CPS.

I would like to either pursue a job at the DHHR, a hospital or a federal job.

Possibly the Department of Health and Human Resources

FMRS Behavioral Health

Hospice

My plan is to finish my internship with the Beckley VA and hopefully be hired at the conclusion of the internship.

Mercer County DHHR

Department of Health and Human Resources

National Park Service

Working in a new job: Job Employer

---

N/A yet

police dept

WDBJ Roanoke 7

Oakland

The Board of Education for Raleigh, Summers or Fayette

Department of Human Resources

Q21\_4\_TEXT - Other:

Other:

---

Playing football, becoming an actor. Traveling and enjoying life.

In the Fall of 2021, post commencement, I plan to be a substitute teacher at my old Elementary School and then from there find Auditions to various theaters around the country eventually.

Continuing current career while working towards obtaining licensure for LICSW

Return for extra year of eligibility

Start my own business

Remaining in current position, as a special education teacher.

wait and see what life holds for me

Advance in my current job

Getting an associates degree for PTA

I plan to pursue a career as a substance abuse therapist.

I am wanting to broaden my abilities in the social work field

I plan on going in a MSW program and hopefully part-time employment.

LICSW- Therapist

I am not sure at the moment whether to wait until next fall and start the new Master program at Concord or simply look for employment. My major concern is that due to Covid, my children are at home 3 days a week and I do not have child care for them.

To enter a second career in the health care field

Other:

I am going to continue working for Raleigh County Schools, but I am using the knowledge I gained to better my 2nd grade classroom. One day I may even be an interventionist.

I will continue my teaching career.

I completed my Master's in Special Education to help better serve the children that come into a general education classroom & struggle, but will not qualify for special education services.

Staying at the job I am at.

Starting my own business

ARMY

**End of Report**