


Note: Institution did NOT submit revisions through the Prior Year Data Revision System for selected collection year and survey.

Academic Libraries 2018-19

Institution: Concord University (237330)

Screening Questions

 Were your annual total library expenses for Fiscal Year 2018:

- Less than \$100,000 Greater than or equal to \$100,000

Is the library collection entirely electronic?

- No Yes

Library Collections/Circulation and Interlibrary Loan Services

Section I:

For all degree-granting institutions

with library expenses >0 and/or access to a library collection

NOTE - This section of the survey collects data on selected types of material. It does not cover all materials. Report the total number of each category held at the END of Fiscal Year 2018.

<u>Library Collections</u>	Physical		Digital/Electronic		Total
		Prior Year Amount		Prior Year Amount	
Books	<input type="text" value="162,917"/>	162,020	<input type="text" value="190,513"/>	40,513	
<u>Databases</u>			<input type="text" value="19"/>	19	
<u>Media</u>	<input type="text" value="13,864"/>	13,551	<input type="text" value="0"/>	0	
<u>Serials</u>	<input type="text" value="60"/>	0	<input type="text" value=""/>	0	
Total	176,841	175,571	190,532	40,532	367,373
<u>Library Circulation</u>	<input type="text" value="11,015"/>	13,616	<input type="text" value="12,426"/>	2,305	23,441

Does your institution have Interlibrary Loan Services ?

- No
- Yes

Interlibrary Loan Services



	Number	Prior Year Amount
Total interlibrary loans and documents provided to other libraries	<input type="text" value="489"/>	228
Total interlibrary loans and documents received	<input type="text" value="257"/>	321

You may use the space below to provide context for the data you've reported above. This context box will not be posted on the [College Navigator Website](#).

Expenses

Section II:
For degree-granting institutions with
library expenses >= \$100,000

Library expenses should be reported for the most recent 12-month period that corresponds to your institution's fiscal year that ends before October 1, 2018.

	Amount	Prior Year Amount
 Indicate the number of <u>branch and independent libraries</u> (exclude the main or central library).	<input style="width: 50px; border: 1px solid #ccc;" type="text" value="0"/>	0
 Expenses	Amount	
Total <u>salaries and wages</u> for the library staff	<input style="width: 50px; border: 1px solid #ccc;" type="text" value="238,535"/>	230,729
Are staff <u>fringe benefits</u> paid out of the library budget?		
<input type="radio"/> No		
<input checked="" type="radio"/> Yes		
Total Fringe benefits	<input style="width: 50px; border: 1px solid #ccc;" type="text" value="65,983"/>	58,403
Materials/services expenses		
One-time purchases of <u>books, serial back-files</u> , and other materials	<input style="width: 50px; border: 1px solid #ccc;" type="text" value="55,000"/>	
<u>Ongoing commitments to subscriptions</u>	<input style="width: 50px; border: 1px solid #ccc;" type="text" value="75,000"/>	
All other materials/services costs	<input style="width: 50px; border: 1px solid #ccc;" type="text" value="0"/>	
Total materials/services expenses	130,000	117,745
Operations and maintenance expenses		
<u>Preservation services</u>	<input style="width: 50px; border: 1px solid #ccc;" type="text" value="1,785"/>	
All other operations and maintenance expenses	<input style="width: 50px; border: 1px solid #ccc;" type="text" value="18,140"/>	
Total operations and maintenance expenses	19,925	18,680
Total Expenses	454,443	425,557
Total Expenses (minus Fringe Benefits)	388,460	367,154

You may use the space below to provide context for the data you've reported above. This context box will not be posted on the [College Navigator Website](#).

Summary

Academic Libraries Component Summary

IPEDS collects important information regarding your institution. All data reported in IPEDS survey components become available in the IPEDS Data Center and appear as aggregated data in various Department of Education reports. Additionally, some of the reported data appears in your institution's Data Feedback Report (DFR). The purpose of this summary is to provide you an opportunity to view some of the data that, when accepted through the IPEDS quality control process, will appear on your DFR. Data Feedback Reports will be available through the [Data Center](#) and sent to your institution's CEO in November 2018.

Please review your data for accuracy. If you have questions about the data displayed below after reviewing the data reported on the survey screens, please contact the IPEDS Help Desk at: 1-877-225-2568 or ipedshelp@rti.org.

Library Collections/Circulation	Physical Collection	Digital/Electronic Collection
Books	162,917	190,513
Databases		19
Media	13,864	0
Serials	60	
Total Collection	176,841	190,532
Total Circulation	11,015	12,426

Expenses	Amount
Salaries and wages	\$238,535
Fringe benefits	\$65,983
Materials/services expenses	\$130,000
Operations and maintenance expenses	\$19,925
Total expenses	\$454,443