

Note: Institution did NOT submit revisions through the Prior Year Data Revision System for selected collection year and survey.

IC Header 2019-20

Institution: Concord University (237330)

**Part A - Educational Offerings**

**1. Which of the following types of instruction/programs are offered by your institution? [Check one or more]**

*If your institution does not offer occupational, academic or continuing professional programs, you are not expected to complete this or any other IPEDS survey.*

- Occupational, may lead to a certificate, degree, or other recognized postsecondary credential
- Academic, may lead to a certificate, degree, or diploma
- Continuing professional (postbaccalaureate only)
- Recreational or avocational (leisure) programs
- Adult basic or remedial instruction or high school equivalency
- Secondary (high school)

**Part B - Organization - Control and Levels**

**1. What is your institutional control or affiliation?**

Be sure to select the correct control for your institution. Errors on this question have an impact throughout the IPEDS surveys, in federal reporting, in net price groupings, and on your institutions' appearance to students. If you reported incorrectly in a previous year, please contact the IPEDS Help Desk at 877.225.2568 to correct the error.

- Public - Select primary and/or secondary controls below
  - Primary control
  - Secondary control (if applicable)
  - State
- Private for-profit
- Private not-for-profit independent (no religious affiliation)
- Private not-for-profit religious affiliation - Select affiliation below
  - Select One

**2. What award levels are offered by your institution? [Check all that apply]**

Award Levels reported should be completed based on the current year. When reporting award levels for subbaccalaureate certificates (levels 1, 2, and 4), determine program length by the number of credit or clock hours, NOT the academic year length in parentheses. The academic year length is meant only to provide context.

The "Other" award level should not be used unless your program truly does not fit any of the other award levels. We expect very few institutions to fit the "Other" category.

Even though Teacher Preparation certificate programs may require a bachelor's degree for admission, they are considered subbaccalaureate undergraduate programs. Check the applicable award level 1, 2, or 4, depending on the length of the Teacher Preparation program.

**Award Level**

**BELOW THE BACCALAUREATE:**

- 1  Postsecondary award, certificate, or diploma of (less than 1 academic year)
  - less than 900 clock hours, or
  - less than 30 semester or trimester credit hours, or
  - less than 45 quarter credit hours
- 2  Postsecondary award, certificate, or diploma of (at least 1 but less than 2 academic years)
  - at least 900 but less than 1,800 clock hours, or
  - at least 30 but less than 60 semester or trimester credit hours, or
  - at least 45 but less than 90 quarter credit hours
- 3  Associate's degree
- 4  Postsecondary award, certificate, or diploma of (at least 2 but less than 4 academic years)
  - 1,800 or more clock hours, or
  - 60 or more semester or trimester credit hours, or
  - 90 or more quarter credit hours

**BACCALAUREATE AND ABOVE:**

- 5  Bachelor's degree or equivalent
  - 6  Postbaccalaureate certificate
  - 7  Master's degree
  - 8  Post-master's certificate
  - 17  Doctor's degree - research/scholarship
  - 18  Doctor's degree - professional practice
  - 19  Doctor's degree - other
  - 12  Other (specify in box below)
- Yes, I confirm that I reviewed the award levels offered by my institution above.**


You may use the space below to provide context for the data you've reported above.

Institution: Concord University (237330)

**Part B - Organization - Calendar System**

Your response to the next question determines how your institution reports Institutional Characteristics student charges data in the fall, Student Financial Aid data in the winter, and Graduation Rates data in the winter. It also impacts the net price calculation in the Student Financial Aid survey.

If the calendar system differs from prior year or requires a change, please contact the IPEDS Help Desk at 877.225.2568.

 3. What is the predominant calendar system at the institution? [Choose one]

**Academic Year Reporting Method** (Standard academic terms)

Selecting one of the following calendar types determines that your institution will provide Student Financial Aid and Graduation Rates data based on a FALL COHORT, and student charges data for a full ACADEMIC YEAR.

- Semester
- Quarter
- Trimester
- 4-1-4 or similar plan

**Program Reporting Method** (Other calendar system)

Selecting one of the following calendar types determines that your institution will provide Student Financial Aid and Graduation Rates data based on a FULL-YEAR COHORT, and student charges data by PROGRAM.

- Differs by program
- Continuous basis (every 2 weeks, monthly, or other period)

**Hybrid/Mixed Reporting Method** (Standard academic terms, other academic calendar)

Selecting the hybrid calendar type determines that your institution will provide Graduation Rates data based on a FULL-YEAR COHORT, student charges data for a full ACADEMIC YEAR, and Student Financial Aid data for students enrolling between August 1 and October 31.

- Hybrid (Other academic calendar)

**Part B - Organization - Student Enrollment**

**4. Does your institution enroll any of the following types of students?**

*Include all levels offered by your institution, even if there are no students currently enrolled at that level.*

*Responses to these questions determine which screens will be generated for reporting academic year tuition charges, and for reporting Fall Enrollment during the Spring collection. Additionally, checking Yes for full-time, first-time, degree/certificate-seeking undergraduate students determines that your institution must report cost of attendance data (on the IC component) and Student Financial Aid data for these students.*

	<u>Full-time</u>		<u>Part-time</u>	
<u>Undergraduate (academic or occupational programs)</u>	<input type="radio"/> No	<input checked="" type="radio"/> Yes	<input type="radio"/> No	<input checked="" type="radio"/> Yes
<u>First-time, degree/certificate-seeking undergraduate</u>	<input type="radio"/> No	<input checked="" type="radio"/> Yes	<input type="radio"/> No	<input checked="" type="radio"/> Yes
<u>Graduate (not including doctor's-professional practice)</u>	<input type="radio"/> No	<input checked="" type="radio"/> Yes	<input type="radio"/> No	<input checked="" type="radio"/> Yes

**6. For Fall 2013, did your institution have any full-time, first-time degree/certificate-seeking students enrolled in programs at the baccalaureate level or below?**

*If you answer Yes to this question, you will be required to provide Graduation Rates data for the 2013-14 cohort in the winter collection. If you answer No to this question, indicate the reason you are not required to report Graduation Rates for the cohort year requested.*

*If you reported any full-time, first-time degree/certificate-seeking undergraduates on the 2013-14 Enrollment survey, the data will be preloaded below.*

- No
- This institution did not enroll full-time, first-time (undergraduate) students.
  - This institution did not offer programs at or below the baccalaureate level.
  - This institution was not in operation in 2013-14.
- Yes

Full-time, first-time degree/certificate-seeking students from the 2013-14 Enrollment survey (GR Cohort)

507

Institution: Concord University (237330)

**Part B - Multi-institution or Multi-campus Organization**

**7. Multi-institution or multi-campus organization**

**Is the institution part of a multi-institution or multi-campus organization that owns, governs, or controls the institution?**

**Do NOT indicate a religious affiliation here; that information is collected separately.**

*If you need assistance or need to make changes, contact the IPEDS Help Desk at 1-877-225-2568. You will not be able to lock your submission if this question is blank.*


- No, this institution **IS NOT** a part of a multi-institution or multi-campus organization that owns, governs, or controls the institution.
- Yes, this institution **IS** a part of a multi-institution or multi-campus organization that owns, governs, or controls the institution.

Institution: Concord University (237330)

**Part C - Other Survey Screening Questions - Library Access and Expenses**

2. Does your institution have access to a library collection?

- No
- Yes (receives Academic Libraries component)


 Were your annual total library expenses for Fiscal Year 2019 greater than zero?

- No
- Yes (receives Academic Libraries component)


**Part C - Other Survey Screening Questions - Open Admission**

**1. Does your institution have an open admission policy for all or most entering first-time degree/certificate-seeking undergraduate-level students?**

If the only requirement for admission is a high school diploma or GED/other equivalent, your institution is still considered open admission. Institutions that require only an Ability to Benefit or similar test beyond the diploma/equivalent, and only reject a very small number of students based on the test, are also considered open admission.

 If your institution does not have an open admission policy, you will be required to report Admissions component on your admissions procedures and admissions yield.

- No
- Yes

 You may use the space below to provide context for the data you've reported above. These context notes will be posted on the College Navigator website, and should be written so they can be understood by students and parents.

Institution: Concord University (237330)

**Summary**

### Institutional Characteristics Header Component Summary

IPEDS collects important information regarding your institution. All data reported in IPEDS survey components become available in the IPEDS Data Center and appear as aggregated data in various Department of Education reports. Additionally, some of the reported data appears specifically for your institution through the College Navigator website and is included in your institution's Data Feedback Report (DFR). The purpose of this summary is to provide you an opportunity to view some of the data that, when accepted through the IPEDS quality control process, will appear on the College Navigator website and/or your DFR. College Navigator is updated approximately three months after the data collection period closes and Data Feedback Reports will be available through the [Data Center](#) and sent to your institution's CEO in November 2019.

Please review your data for accuracy. If you have questions about the data displayed below after reviewing the data reported on the survey screens, please contact the IPEDS Help Desk at: 1-877-225-2568.

GENERAL INFORMATION	
Educational Offerings	Academic
Control	Public Primary Control: State Secondary Control: N/A
Award Levels Offered	Less than one academic year Bachelor's degree Master's degree Post-master's certificate
Reporter Type	Academic
Calendar System	Semester
Levels of Enrollment Offered	Full-time Undergraduate Full-time First-time, degree/certificate-seeking Undergraduate Full-time Graduate (not including doctor's professional) Part-time Undergraduate Part-time First-time, degree/certificate-seeking Undergraduate Part-time Graduate (not including doctor's professional)
System	No system

### Institutional Characteristics 2019-20

Institution: Concord University (237330)

**Part A - Mission Statement**

**Data changed on this page cannot be saved and therefore will not be changed in the Prior Year system.**

1. Provide the institution's mission statement or a web address (URL) where the mission statement can be found. Typed statements are limited to 2,000 characters or less. The mission statement will be available to the public on College Navigator.

Mission Statement URL:

Mission Statement:




Institution: Concord University (237330)

**Part B - Services and Programs for Servicemembers and Veterans**

**1. Which of the following are available to veterans, military servicemembers, or their families?**

- Yellow Ribbon Program (officially known as Post-9/11 GI Bill, Yellow Ribbon Program)
- Credit for military training
- Dedicated point of contact for support services for veterans, military servicemembers, and their families
- Recognized student veteran organization
- Member of Department of Defense Voluntary Educational Partnership Memorandum of Understanding
- None of the above

 You may use the space below to provide context for the data you've reported above. These context notes will be posted on the College Navigator website, and should be written to be understood by students and parents.

**Part C - Student Services - Special Learning Opportunities**

**1. Does your institution accept any of the following? [Check all that apply]**

- Dual credit (college credit earned while in high school)
- Credit for life experiences
- Advanced placement (AP) credits
- None of the above

**2. What types of special learning opportunities are offered by your institution? [Check all that apply]**

- ROTC
  - Army
  - Navy
  - Air Force
- Study abroad
- Weekend/evening college
- Teacher certification (for the elementary, middle school/junior high, or secondary level)
  - Do **not** include certifications to teach at the postsecondary level.
  - Students can complete their preparation in certain areas of specialization
  - Students must complete their preparation at another institution for certain areas of specialization
  - This institution is approved by the state for the initial certification or licensure of teachers
- None of the above

**3. If your institution grants a bachelor's degree or higher but does not offer a full 4-year program of study at the undergraduate level, how many years of completed college-level work are required for entrance?**

Number of years




Select One

**Part C - Student Services: Other Student Services**

4. Which of the following selected student services are offered by your institution? [Check all that apply]

- Remedial services
- Academic/career [counseling services](#)
- [Employment services for current students](#)
- [Placement services for program completers](#)
- On-campus [day care](#) for children of students
- None of the above


5. Which of the following [academic library](#) resource or service does your institution provide? [Check all that apply]

- Physical facilities
-  An organized collection of printed materials
-  Access to digital/electronic resources
- A staff trained to provide and interpret library materials
- Established library hours
-  Access to library collections that are shared with other institutions
- None of the above

6. Indicate whether or not any of the following alternative tuition plans are offered by your institution.


- No
- Yes

- [Tuition guarantee](#)
- [Prepaid tuition plan](#)
- [Tuition payment plan](#)
- Other (specify in box below)

 You may use the space below to provide context for the alternative tuition plans you've reported above. These context notes will be posted on the College Navigator website, and should be written to be understood by students and parents.

Institution: Concord University (237330)

**Part C - Student Services - Distance Education**

 7. Please indicate at what level(s) your institution does or does not offer distance education courses and/or distance education programs. Check all that apply.

	<u>Distance education courses</u>	<u>Distance education programs</u>	Does not offer Distance Education
Undergraduate level	<input checked="" type="checkbox"/>	<input type="checkbox"/>	<input type="checkbox"/>
Graduate level	<input checked="" type="checkbox"/>	<input checked="" type="checkbox"/>	<input type="checkbox"/>

 8. Are all the programs at your institution offered exclusively via distance education programs?

- No
- Yes

Institution: Concord University (237330)


**Part C - Student Services: Disability Services**

9. Please indicate the percentage of all undergraduate students enrolled during Fall 2018 who were formally registered as students with disabilities with the institution's office of disability services (or the equivalent office).

3 percent or less

More than 3 percent:

%

 You may use the space below to provide context for the data you've reported above. These context notes will be posted on the College Navigator website, and should be written to be understood by students and parents.

**Part D - Student Charges Questions**

Data changed on this page cannot be saved and therefore will not be changed in the Prior Year system.

**1. Are all full-time, first-time degree/certificate-seeking students required to live on campus or in institutionally controlled housing?**

If you answer **Yes** to this question, you will not be asked to report off-campus room and board in the price of attendance (D11).

This is only a screening question, and your response does not show up on College Navigator.

If you make any exceptions to this rule, and have even one full-time, first-time student living off-campus, please answer **No** so that this does not cause conflicts with the Student Financial Aid survey. Making changes to the SFA component is very difficult and may lead to inaccurate reporting for your institution.

- No
- Yes, and we do not make **ANY** (even one) exceptions to this rule

**2. Does your institution charge different tuition for in-district, in-state, or out-of-state students?**

If you answer **Yes** to this question, you will be expected to report tuition amounts for in-district, in-state, and out-of-state students.

Please only select **Yes** if you really charge different tuition rates, or you will be reporting the same numbers 3 times.

- No
- Yes

**3. Does your institution offer institutionally-controlled housing (either on or off campus)?**

If you answer **Yes** to this question, you will be expected to specify a housing capacity, and to report a room charge or a combined room and board charge (D10).

- No
- Yes

Specify housing capacity for academic year 2019-20

**4. Do you offer board or meal plans to your students?**

If you answer **Yes** to this question, you will be expected to report a board charge or combined room and board charge (D10).


- No
- Yes - Enter the number of meals per week in the maximum meal plan available

- Yes - Number of meals per week can vary (e.g., students charge meals against a meal card)

**Part D - Undergraduate Student Charges**

Data changed on this page cannot be saved and therefore will not be changed in the Prior Year system.

If the institution charges an application fee, indicate the amount.

 Amount	Prior year
<input type="text" value="0"/>	0

Undergraduate application fee

**5. Charges to full-time undergraduate students for the full academic year 2019-20**

Please be sure to report an average tuition that includes all students at all levels (freshman, sophomore, etc.).

	<u>In-district</u>	Prior year	<u>In-state</u>	Prior year	<u>Out-of-state</u>	Prior year
All full-time <u>undergraduate students</u>						
Average <u>tuition</u>	<input type="text" value="8,050"/>	7,876	<input type="text" value="8,050"/>	7,876	<input type="text" value="17,702"/>	17,320
<u>Required fees</u>	<input type="text" value="335"/>	335	<input type="text" value="335"/>	335	<input type="text" value="335"/>	355

**6. Per credit hour charge for part-time undergraduate students**

Please be sure to report an average per credit tuition that includes all students at all levels (freshman, sophomore, etc.).

	<u>In-district</u>	Prior year	<u>In-state</u>	Prior year	<u>Out-of-state</u>	Prior year
<u>Per credit hour charge</u>	<input type="text" value="335"/>	328	<input type="text" value="335"/>	328	<input type="text" value="738"/>	722

**Part D - Graduate Student Charges**

Data changed on this page cannot be saved and therefore will not be changed in the Prior Year system.

If the institution charges an application fee, indicate the amount.

	Amount	Prior year
<u>Graduate application fee</u>	<input type="text" value="30"/>	30

Please do not include tuition for Doctor's Degree – Professional Practice programs.  
Data for those programs are collected separately.

**7. Charges to full-time graduate students for the full academic year 2019-20**

	<u>In-district</u>	Prior year	<u>In-state</u>	Prior year	<u>Out-of-state</u>	Prior year
Average <u>tuition</u>	<input type="text" value="8,658"/>	8,460	<input type="text" value="8,658"/>	8,460	⚡ <input type="text" value="8,658"/>	14,742
<u>Required fees</u>	<input type="text" value="500"/>	500	<input type="text" value="500"/>	500	<input type="text" value="500"/>	500

**8. Per credit hour charge for part-time graduate students**

	<u>In-district</u>	Prior year	<u>In-state</u>	Prior year	<u>Out-of-state</u>	Prior year
<u>Per credit hour charge</u>	<input type="text" value="481"/>	470	<input type="text" value="481"/>	470	⚡ <input type="text" value="481"/>	819



**Part D - Student Charges - Room and Board**



Data changed on this page cannot be saved and therefore will not be changed in the Prior Year system.

**10. What are the typical room and board charges for a student for the full academic year 2019-20?**

If your institution offers room or board at no charge to students, enter zero.

If you report room and board separately, leave the combined charge blank. If you report a combined charge, leave the room and board charges blank.

Room and board charges

	Amount	Prior year
 Room charge (Double occupancy)	<input type="text" value="5,118"/>	4,502
 Board charge (Maximum plan)	<input type="text" value="4,644"/>	4,486
Combined room and board charge (Answer only if you CANNOT separate room and board charges.)	<input type="text" value="NA"/>	

**Part D - Student Charges - Price of Attendance**

Data changed on this page cannot be saved and therefore will not be changed in the Prior Year system.

**11. Cost of attendance for full-time, first-time undergraduate students:**

Please enter the amounts requested below. These data will be made available to the public on College Navigator. If your institution participates in any Title IV programs (Pell, Stafford, etc.), you must complete all information. Estimates of expenses for books and supplies, room and board, and other expenses are those from the Cost of Attendance report used by the financial aid office in determining financial need. Please talk to your financial aid office to get these numbers to ensure that you are reporting correctly.

If the 2019-20 tuition and/or fees as reported on this page for full-time, first-time students are covered by a tuition guarantee program, check the applicable box(es) under 'Tuition Guarantee'. Additionally, please indicate the maximum % increase that is guaranteed. These numbers are expected to be fairly small. Please contact the Help Desk if you are confused about these values and how to report them.

Charges for full academic year	2016-17	2017-18	2018-19	2019-20	Tuition Guarantee (check only if applicable to entering students in 2019-20)	Guaranteed increase %
<b>Published tuition and required fees:</b>						
<u>In-district</u>						
Tuition	7,080	7,574	7,876	<input type="text" value="8,050"/>	<input type="checkbox"/>	<input type="text"/>
Required fees	158	158	335	<input type="text" value="335"/>	<input type="checkbox"/>	<input type="text"/>
Tuition + fees total	7,238	7,732	8,211	8,385		
<u>In-state</u>						
Tuition	7,080	7,574	7,876	<input type="text" value="8,050"/>	<input type="checkbox"/>	<input type="text"/>
Required fees	158	158	335	<input type="text" value="335"/>	<input type="checkbox"/>	<input type="text"/>
Tuition + fees total	7,238	7,732	8,211	8,385		
<u>Out-of-state</u>						
Tuition	15,564	16,654	17,320	<input type="text" value="17,702"/>	<input type="checkbox"/>	<input type="text"/>
Required fees	158	158	335	<input type="text" value="335"/>	<input type="checkbox"/>	<input type="text"/>
Tuition + fees total	15,722	16,812	17,655	18,037		
<u>Books and supplies</u>	1,100	1,100	1,100	<input type="text" value="1,100"/>		
<b>On-campus:</b>						
<u>Room and board</u>	8,350	8,642	8,988	<input type="text" value="9,762"/>		
<u>Other expenses</u>	2,944	2,944	2,944	<input type="text" value="2,944"/>		
Room and board and other expenses	11,294	11,586	11,932	12,706		
<b>Off-campus (not with family):</b>						
<u>Room and board</u>	8,350	8,642	8,988	<input type="text" value="9,762"/>		
<u>Other expenses</u>	2,944	2,944	2,944	<input type="text" value="2,944"/>		
Room and board and other expenses	11,294	11,586	11,932	12,706		
<b>Off-campus (with family):</b>						
<u>Other expenses</u>	2,944	2,944	2,944	<input type="text" value="2,944"/>		

You may use the space below to provide context for the data you've reported above. These context notes will be posted on the College Navigator website, and should be written to be understood by students and parents.

**Part E - Athletic Association**

Data changed on this page cannot be saved and therefore will not be changed in the Prior Year system.

**1. Is this institution a member of a national athletic association?**

- No
- Yes - Check all that apply
  - National Collegiate Athletic Association (NCAA)
  - National Association of Intercollegiate Athletics (NAIA)
  - National Junior College Athletic Association (NJCAA)
  - United States Collegiate Athletic Association (USCAA)
  - National Christian College Athletic Association (NCCAA)
  - Other

**2. If this institution is a member of the NCAA or NAIA, specify the conference FOR EACH SPORT using the pull-down menu.**

<b>Sport</b>	<b>NCAA or NAIA member</b>		<b>Conference</b>
Football	<input type="radio"/> No	<input checked="" type="radio"/> Yes-Specify	Mountain East Conference
Basketball	<input type="radio"/> No	<input checked="" type="radio"/> Yes-Specify	Mountain East Conference
Baseball	<input type="radio"/> No	<input checked="" type="radio"/> Yes-Specify	Mountain East Conference
Cross country and/or track	<input type="radio"/> No	<input checked="" type="radio"/> Yes-Specify	Mountain East Conference

**Summary**

**Institutional Characteristics Component Summary  
Academic Year Reporters**

IPEDS collects important information regarding your institution. All data reported in IPEDS survey components become available in the IPEDS Data Center and appear as aggregated data in various Department of Education reports. Additionally, some of the reported data appears specifically for your institution through the College Navigator website and is included in your institution's Data Feedback Report (DFR). The purpose of this summary is to provide you an opportunity to view some of the data that, when accepted through the IPEDS quality control process, will appear on the College Navigator website and/or your DFR. College Navigator is updated approximately three months after the data collection period closes and Data Feedback Reports will be available through the [Data Center](#) and sent to your institution's CEO in November 2019.

Please review your data for accuracy. If you have questions about the data displayed below after reviewing the data reported on the survey screens, please contact the IPEDS Help Desk at: 1-877-225-2568 or [ipedshelp@rti.org](mailto:ipedshelp@rti.org).

<b>GENERAL INFORMATION</b>	
Mission Statement	<a href="https://www.concord.edu/about/history-future.aspx">https://www.concord.edu/about/history-future.aspx</a>
Are all the programs at your institution offered exclusively via distance education programs?	No
Special Learning Opportunities	Study abroad Weekend/evening college Teacher certification (below the postsecondary level)
Student Services	Remedial services Academic/career counseling services Employment services for current students Placement services for program completers On-campus day care for children of students
Credit Accepted	Dual credit (college credit earned while in high school) Credit for life experiences Advanced placement (AP) credits
Undergraduate students enrolled who are formally registered with office of disability services	5%

<b>PRICING INFORMATION</b>				
Estimated expenses for academic year for full-time, first-time students	2016-17	2017-18	2018-19	2019-20
In-district tuition and fees	\$7,238	\$7,732	\$8,211	\$8,385
In-state tuition and fees	\$7,238	\$7,732	\$8,211	\$8,385
Out-of-state tuition and fees	\$15,722	\$16,812	\$17,655	\$18,037
Books and supplies	\$1,100	\$1,100	\$1,100	\$1,100
On-campus room and board	\$8,350	\$8,642	\$8,988	\$9,762
On-campus other expenses	\$2,944	\$2,944	\$2,944	\$2,944
Off-campus room and board	\$8,350	\$8,642	\$8,988	\$9,762
Off-campus other expenses	\$2,944	\$2,944	\$2,944	\$2,944
Off-campus with family other expenses	\$2,944	\$2,944	\$2,944	\$2,944
Average undergraduate student tuition and fees for academic year 2019-20	Tuition		Fees	
In-district	\$8,050		\$335	
In-state	\$8,050		\$335	
Out-of-state	\$17,702		\$335	
Average graduate student tuition and fees for academic year 2019-20	Tuition		Fees	
In-district	\$8,658		\$500	
In-state	\$8,658		\$500	
Out-of-state	\$8,658		\$500	
Alternative tuition plans	Tuition payment plan			