

# IPEDS 2024-25 Data Collection System

IPEDS HELP DESK (877) 225-2568 | [ipedshelp@rti.org](mailto:ipedshelp@rti.org)  
OMB NO. 1850-0582 v.33 : Approval Expires 8/31/2027  
User ID: P2373308

## Cost II 2024-25

Institution: Concord University (237330)

User ID: P2373308

### Overview

#### Cost Overview

The purpose of the Cost (CST) component is to collect information on student charges for Cost of Attendance estimates and to calculate an Average Net Price (ANP) for first-time, full-time undergraduate students to meet requirements of the Higher Education Act of 1965 (HEA), as amended. This component also collects information on tuition and fees for other groups of students.

Much of the data reported on CST appear on College Navigator, which is updated only one time after CST data have been reviewed by NCES. Therefore, any data reporting errors may stay on College Navigator for a full year.

Additionally, the ANP calculation has important implications for what students see about your institution, and also for the College Affordability and Transparency Center lists.

#### Data Reporting Reminder:

- Report data to accurately reflect the time period corresponding with the IPEDS survey component, even if such reporting is seemingly inconsistent with prior-year reporting.

#### Changes in reporting:

The following changes were made for the 2024-25 collection:

- This is a new survey component that will open in the Fall to allow Cost of Attendance (COA) data to be updated on College Navigator. The component will reopen in the Winter to collect selected information on financial aid awards to calculate an institutional Average Net Price (ANP), at which time COA data elements can be updated or corrected.
- Added questions to determine and make publicly available the information on whether postsecondary institutions ask for other financial information not on the FAFSA form and whether they collect asset data even when students qualify for having their assets exempted from the federal need analysis as this information required by the FAFSA Simplification Act.

#### Resources:

- To download the survey materials for this component: [Survey Materials](#)
- To access your prior year data submission for this component: [Reported Data](#)

If you have questions about completing this survey, please contact the IPEDS Help Desk at 1-877-225-2568.

Institution: Concord University (237330)

User ID: P2373308

## Screening Questions

**Data changed on this page cannot be saved and therefore will not be changed in the Winter Collection Periods.**

**1. Does your institution offer institutionally-controlled housing (on-campus and/or off-campus)?**

If you answer **Yes** to this question, you will be expected to specify a housing capacity, and to report a housing charge or a combined food and housing charge.

- No  
 Yes

Specify housing capacity for academic year 2024-25

**2. Are all full-time, first-time degree/certificate-seeking students required to live on campus or in institutionally controlled housing?**

This is only a screening question, and your response does not show up on College Navigator.

If you answer **Yes** to this question, you will not be asked to report off-campus food and housing in the cost of attendance. If you make **ANY** exceptions to this rule, please answer **No** so that this does not cause conflicts with the average net price calculation. Misreporting may lead to an inaccurate average net price calculation for your institution.

- No  
 Yes, and we do not make **ANY** (even one) exceptions to this rule

**3. Does your institution charge different tuition rates for in-district, in-state, or out-of-state students?**

If you answer **Yes** to this question, you will be expected to report different tuition amounts for in-district, in-state, and out-of-state students (as applicable).

Only select **YES** if you charge different tuition by students' residence status. You should not select **YES** and then report the same tuition rate 3 times.

- No  
 Yes, please check all tuition rates charged by your institution
- In-district
  - In-state
  - Out-of-state

**4. Do you offer food or meal plans to your students?**

If you answer **Yes** to this question, you will be expected to report a food charge or combined food and housing charge (C10).

- No  
 Yes - Enter the number of meals per week for the meal plan with the largest number of meals available
- Yes - Number of meals per week can vary (e.g., students charge meals against a meal card)

**5. Does your institution charge an application fee?**

- No  
 Yes - select checkboxes for the student level(s) that have an application fee and report the amount of application fee(s) in Section 1 Part A.
- Undergraduate programs
  - Graduate programs (not including Doctor's-Professional practice)

**6. For institutions that charge an application fee, can the application fee be waived for applicants that demonstrate financial need?**

- No  
 Yes (please indicate for which level(s) application fee can be waived)
- Undergraduate programs
  - Graduate programs (not including Doctor's-Professional practice)

**7. Indicate whether or not your institution participates in a Promise program.**

- No  
 Yes

**8. Indicate whether or not any of the following alternative tuition plans are offered by your institution.**

- No  
 Yes [Check all that apply]
- Tuition guarantee
  - Prepaid tuition plan
  - Tuition payment plan
  - Other (specify in box below)


**9. For the purposes of awarding institutional financial aid, does your institution require asset information from students who qualify for the exemption from asset reporting on the FAFSA form?**

- No
- Yes

**10. For the purpose of awarding institutional financial aid, does your institution require additional financial information separate from the FAFSA form?**

- No
- Yes (please include a website link to where your institution's website explains what additional financial information is required.)

Link URL:

 You may use the box below to provide additional context for the data you have reported above. Context notes will be posted on the College Navigator website. Therefore, you should write all context notes using proper grammar (e.g., complete sentences with punctuation) and common language that can be easily understood by students and parents (e.g., spell out acronyms).

Section 1 - Student Charges: Part B - Cost of attendance for full-time, first-time undergraduate students

Reporting Reminders:

- These data will be made available to the public on College Navigator. If your institution participates in any Title IV programs (Federal Pell Grant, Federal Direct Loan, etc.), all information must be reported.
- For current year amounts: Please enter the amounts below.
- For prior year amounts: Please review the amounts below for accuracy and consistency with your institution's records and edit if needed. These data will be made available to the public on College Navigator.
- Estimates of expenses for books and supplies, food and housing, and other expenses are those from the Cost of Attendance report used by the financial aid office in determining financial need.

Charges for full academic year	2021-22	2022-23	2023-24	2024-25		
<b>Tuition and required fees:</b>					<b>Tuition Guarantee</b> <i>(check only if applicable to entering students in 2024-25)</i>	Guaranteed increase %
<u>In-district</u>						
Tuition	8,130	8,540	9,100	9,464	<input type="checkbox"/>	
Required fees	560	560	600	1,200 <input checked="" type="checkbox"/>	<input type="checkbox"/>	
Tuition + fees total	8,690	9,100	9,700	10,664		
<u>In-state</u>						
Tuition	8,130	8,540	9,100	9,464	<input type="checkbox"/>	
Required fees	560	560	600	1,200 <input checked="" type="checkbox"/>	<input type="checkbox"/>	
Tuition + fees total	8,690	9,100	9,700	10,664		
<u>Out-of-state</u>						
Tuition	17,880	18,780	20,000	20,800	<input type="checkbox"/>	
Required fees	560	560	600	1,200 <input checked="" type="checkbox"/>	<input type="checkbox"/>	
Tuition + fees total	18,440	19,340	20,600	22,000		
<u>Books and supplies</u>	1,100	1,100	1,100	1,100		
<b>On-campus:</b>						
<u>Food and housing</u>	9,444	10,090	12,114	12,546		
<u>Other expenses</u>	2,944	3,228	3,068	3,440		
Food and housing and other expenses total	12,388	13,318	15,182	15,986		
<b>Off-campus (not with family):</b>						
<u>Food and housing</u>	9,444	10,090	12,114	12,546		
<u>Other expenses</u>	2,944	3,228	3,068	3,440		
Food and housing and other expenses total	12,388	13,318	15,182	15,986		
<b>Off-campus (with family):</b>						
<u>Food and housing</u>				2,810 <input checked="" type="checkbox"/>		
<u>Other expenses</u>	2,944	3,228	3,068	3,440		
Food and housing and other expenses total	2,944	3,228	3,068	6,250		

You may use the box below to provide additional context for the data you have reported above. Context notes will be posted on the College Navigator website. Therefore, you should write all context notes using proper grammar (e.g., complete sentences with punctuation) and common language that can be easily understood by students and parents (e.g., spell out acronyms).

- Non-applicable
- The Cost of Attendance varies by program.
- The Cost of Attendance or tuition and fee methodology changed from last year.
- We allow special Cost of Attendance allowance additions for some programs and student categories.
- Cost of Attendance updates are based on a recent (prior or current year) cost survey.

- Tuition and fees, and Cost of Attendance components vary by campus location.
- This is a U.S. Service Academy. All costs are covered, and students receive a stipend in exchange for a U.S. Armed Forces service commitment.
- First-year students must live on campus.
- The Tuition and Fees includes the estimated cost of a computer required for all students.
- The Tuition and Fees includes the cost of books and supplies.
- The Books and Supplies includes the estimated cost of a computer required for all students.
- The Cost of Attendance (COA) is based on a weighted average of student living arrangement categories while enrolled.
- The Cost of Attendance (COA) is based on a weighted average of costs for all students across Title IV eligible programs.


Other

Section 1 - Student Charges: Part C - Tuition and Required Fees by Level (Undergraduate and Graduate [not including Doctor's-Professional practice])

**Data changed on this page cannot be saved and therefore will not be changed in the Winter Collection Periods.**

When reporting for graduate students, **do not include** tuition for Doctor's-Professional students. This will be collected separately.


Average tuition and required fees to all students in each category for the full academic year 2024-25 should be included (not just first-time, full-time undergraduate students).						
Undergraduate students (all)	In-district	Prior year	In-state	Prior year	Out-of-state	Prior year
Full-time						
Tuition	<input type="text" value="9,464"/>	9,100	<input type="text" value="9,464"/>	9,100	<input type="text" value="20,800"/>	20,000
Required fees	<input checked="" type="checkbox"/> <input type="text" value="1,200"/>	600	<input checked="" type="checkbox"/> <input type="text" value="1,200"/>	600	<input checked="" type="checkbox"/> <input type="text" value="1,200"/>	600
Part-time						
Tuition (per credit hour charges)	<input type="text" value="394"/>	380	<input type="text" value="394"/>	380	<input type="text" value="867"/>	834
Required fees	<input type="text" value="600"/>		<input type="text" value="600"/>		<input type="text" value="600"/>	
Graduate students (not including Doctor's-Professional practice)	In-district	Prior year	In-state	Prior year	Out-of-state	Prior year
Full-time						
Tuition	<input type="text" value="10,170"/>	9,770	<input type="text" value="10,170"/>	9,770	<input checked="" type="checkbox"/> <input type="text" value="10,170"/>	17,030
Required fees	<input checked="" type="checkbox"/> <input type="text" value="1,200"/>	600	<input checked="" type="checkbox"/> <input type="text" value="1,200"/>	600	<input checked="" type="checkbox"/> <input type="text" value="1,200"/>	600
Part-time						
Tuition (per credit hour charges)	<input type="text" value="565"/>	543	<input type="text" value="565"/>	543	<input checked="" type="checkbox"/> <input type="text" value="565"/>	947
Required fees	<input type="text" value="600"/>		<input type="text" value="600"/>		<input type="text" value="600"/>	

 You may use the box below to provide additional context for the data you have reported above. Context notes will be posted on the College Navigator website. Therefore, you should write all context notes using proper grammar (e.g., complete sentences with punctuation) and common language that can be easily understood by students and parents (e.g., spell out acronyms).

Section 1 - Student Charges: Part E - Food and Housing

**Data changed on this page cannot be saved and therefore will not be changed in the Winter Collection Periods.**

<b>What are the typical <u>food</u> and <u>housing</u> charges for a student for the full academic year 2024-25?</b> <i>If your institution offers food or housing at no charge to students, enter zero.</i> <i>If you report food and housing separately, leave the combined charge blank. If you report a combined charge, leave the food and housing charges blank.</i>		
Food and Housing charges	Amount	Prior year
<b>i</b> Housing charge (Double occupancy)	<input type="text" value="5,802"/>	5,474
<b>i</b> Food charge (Maximum plan)	<input type="text" value="5,724"/>	5,400
Combined food and housing charge (Answer only if you CANNOT separate food and housing charges.)	<input type="text" value="N/A"/>	

 You may use the box below to provide additional context for the data you have reported above. Context notes will be posted on the College Navigator website. Therefore, you should write all context notes using proper grammar (e.g., complete sentences with punctuation) and common language that can be easily understood by students and parents (e.g., spell out acronyms).

Institution: Concord University (237330)

User ID: P2373308

Section 2 - Financial Aid Data : Part A - Establish Your Student Counts

**Part A - Establish Your Student Counts**

Instructions:

In the fields below, report the number of full-time, first-time degree/certificate-seeking undergraduate students enrolled in Fall 2023.

Reporting Reminders:

- Part A establishes student counts.
- The numbers on this screen are carried forward to other parts of the Cost survey component and checked for consistency with data reported in other survey components.

		CURRENT REPORTED DATA	PRIOR REPORTED DATA
		Fall 2023	Fall 2022
01	All full-time, first-time degree/certificate-seeking undergraduate students	<input type="text" value="438"/>	365
02	Of those on line 01, those (paying the lower of in-state or in-district tuition rate) who were awarded grant or scholarship aid from the federal government, state/local government, or the institution	<input checked="" type="checkbox"/> <input type="text" value="335"/>	222
03	Of those on line 01, those (paying the lower of in-state or in-district tuition rate) who were awarded any <u>Title IV federal student aid</u>	<input checked="" type="checkbox"/> <input type="text" value="262"/>	173



Institution: Concord University (237330)

User ID: P2373308

Section 2 - Financial Aid Data: Part B - full-time, first-time degree/certificate-seeking undergraduate students

**Part B – Number of full-time, first-time degree/certificate-seeking undergraduate students paying different tuition rates**

Instructions:

- In the fields below, report the number of full-time, first-time degree/certificate-seeking undergraduate students enrolled in Fall 2023 paying the lower of in-state or in-district tuition rate. If your institution does not offer different rates, report all students as paying in-state tuition rates.

Information from Part A		Fall 2023		
01	Full-time, first-time degree/certificate-seeking undergraduate students (This number is carried forward from Part A, Line 01)	438		
Full-time, first-time students:		YOUR CURRENT YEAR DATA		YOUR PRIOR YEAR DATA
		Fall 2023		Fall 2022
		Number of students	Percentage of students	Percentage of students
02	<u>paying in-district tuition rates</u>	<input type="text" value="0"/>	0	0
03	<u>paying in-state tuition rates</u>	<input type="text" value="339"/>	77	64
04	<u>paying out-of-state tuition rates</u>	<input type="text" value="99"/>	23	36
05	Unknown (calculated value) This value is calculated using the following formula: [Line 01-(Line 02 +Line 03 +Line 04)]	0	0	0

Institution: Concord University (237330)

User ID: P2373308


Section 2 - Financial Aid Data: Part C - full-time, first-time degree/certificate-seeking undergraduate students Awarded Grant & Scholarship Aid

**Part C - Enter Information about full-time, first-time degree/certificate-seeking undergraduate students paying the lower of in-state or in-district tuition rate who were awarded grant or scholarship aid from the following sources: the federal government, state/local government, or the institution**

Reporting Reminders:

- **The information you report in this part will be used in Section 3 to calculate an institutional average net price (ANP)**
- Do not include students who received HEERF grants only.
- For this part, report:
  - **Students:** Full-time, first-time degree/certificate-seeking undergraduate students enrolled in Fall 2023 for the 2023-24 academic year as defined by the institution paying the lower of in-state or in-district tuition rate who were awarded grant or scholarship aid from the following sources: the federal government, state/local government, or the institution (Do not include students awarded only grant or scholarship aid from private or other sources, or students awarded only non-grant aid)
  - **Aid Types:** Grant or scholarship aid from the federal government, state/local government, and/or the institution. (Do not include grant or scholarship aid from private or other sources, parent PLUS loans, federal student loans, private loans, HEERF grants, and/or Federal Work Study amounts)
  - **Award period:** Any time during academic year 2023-24, including cross-over financial aid award periods assigned to the 2023-24 academic year.

Information from Part A:		PRIOR REPORTED DATA Fall 2021	PRIOR REPORTED DATA Fall 2022	CURRENT REPORTED DATA Fall 2023
01	Full-time, first-time degree/certificate-seeking undergraduate students paying the lower of in-state or in-district tuition rate who were awarded grant or scholarship aid from the following sources: the federal government, state/local government, or the institution (This number is carried forward from Part A, Line 02)	255	222	335
Report the number of these students from Part A, Line 02 with the following living arrangements:		PRIOR REPORTED DATA Fall 2021	PRIOR REPORTED DATA Fall 2022	CURRENT REPORTED DATA Fall 2023
02	<u>On-campus</u>	153	132	<input checked="" type="checkbox"/> 197
03	<u>Off-campus (with family)</u>	102	90	<input checked="" type="checkbox"/> 120
04	<u>Off-campus (not with family)</u>	0	0	0
05	Unknown (calculated) This value is calculated using the following formula: Line 01 - (Line 02 +Line 03 +Line 04)	0	0	18
06	<b>Report the total amount of grant or scholarship aid from the federal government, state/local government, or the institution awarded to these students. Do not include HEERF grants.</b>	Award period 2021-22	Award period 2022-23	Award period 2023-24
		2,533,727	1,952,996	3,355,559
07	Average grant or scholarship aid from the federal government, state/local government, or the institution awarded to full-time, first-time degree/certificate undergraduate students (calculated value). This value is calculated using the following formula: Line 06/Line 01	9,936	8,797	10,017

 You may use the box below to provide additional context for the data you have reported above. Context notes will be posted on the College Navigator website. Therefore, you should write all context notes using proper grammar (e.g., complete sentences with punctuation) and common language that can be easily understood by students and parents (e.g., spell out acronyms).

Section 2 - Financial Aid Data: Part D - full-time, first-time degree/certificate-seeking undergraduate students Awarded Title IV Aid

Full-time, first-time degree/certificate-seeking undergraduate students paying the lower of in-state or in-district tuition rate awarded any Title IV federal student aid.

Reporting Reminders:


- The information you report in this part will be used in Section 3 to calculate an institutional average net price (ANP) by income level.
- Do not include students who received HEERF grants only.
- For this part, report:
  - **Students:** Full-time, first-time degree/certificate-seeking undergraduate students enrolled Fall 2023 for the 2023-24 academic year as defined by the institution paying the lower of in-state or in-district tuition rate who were awarded any Title IV federal student aid

Information from Part A:		PRIOR REPORTED DATA Fall 2021	PRIOR REPORTED DATA Fall 2022	CURRENT REPORTED DATA Fall 2023
01	Full-time, first-time degree/certificate-seeking undergraduate students paying the lower of in-state or in-district tuition rate who were awarded any Title IV federal student aid (This number is carried forward from Part A, Line 03) Report the number of these students with the following living arrangements:	198	173	262
Report the number of these students from Part A, Line 01 with the following living arrangements:		PRIOR REPORTED DATA Fall 2021	PRIOR REPORTED DATA Fall 2022	CURRENT REPORTED DATA Fall 2023
		2021-22	2022-23	2023-24
02	<u>On-campus</u>	118	95 <input checked="" type="checkbox"/>	142
03	<u>Off-campus (with family)</u>	80	78 <input checked="" type="checkbox"/>	120
04	<u>Off-campus (not with family)</u>	0	0	0
05	Unknown (calculated) This value is calculated using the formula: [Line 01 - (Line 02 + Line 03 + Line 04)]	0	0	0

Full-Time, First-Time Degree/Certificate Undergraduates Awarded Title IV Aid				
	Number of students awarded any Title IV aid	Of those in Column 1, the <b>number</b> awarded any grant or scholarship aid from the following sources: the federal government, state/local government, or the institution	For those in Column 1, the <b>total amount</b> of grant or scholarship aid awarded from the following sources: the federal government, state/local government, or the institution	<b>i</b> Average amount of federal, state/local, and institutional grant or scholarship aid awarded to students in Column 1
2021-22				
Income level	Col. 1	Col. 2	Col. 3	Col. 4
01	\$0-30,000	81	81	884,142
02	\$30,001-48,000	25	25	237,907
03	\$48,001-75,000	32	32	250,803
04	\$75,001-110,000	37	34	221,883
05	\$110,001 and more	23	20	120,155
06	Total all income levels	198	192	1,714,890

	Number of students awarded any Title IV aid	Of those in Column 1, the <b>number</b> awarded any grant or scholarship aid from the following sources: the federal government, state/local government, or the institution	For those in Column 1, the <b>total amount</b> of grant or scholarship aid awarded from the following sources: the federal government, state/local government, or the institution	<b>i</b> Average amount of federal, state/local, and institutional grant or scholarship aid awarded to students in Column 1
2022-23				
Income level	Col. 1	Col. 2	Col. 3	Col. 4
01	\$0-30,000	78	78	832,772
02	\$30,001-48,000	32	31	309,188
03	\$48,001-75,000	28	27	225,833
04	\$75,001-110,000	19	18	95,392
05	\$110,001 and more	16	13	91,413
06	Total all income levels	173	167	1,554,598

		<b>Number</b> of students awarded any Title IV aid	Of those in Column 1, the <b>number</b> awarded any grant or scholarship aid from the following sources: the federal government, state/local government, or the institution	For those in Column 1, the <b>total amount</b> of grant or scholarship aid awarded from the following sources: the federal government, state/local government, or the institution	<b>Average</b> amount of federal, state/local, and institutional grant or scholarship aid awarded to students in Column 1
<b>2023-24</b>					
Income level		Col. 1	Col. 2	Col. 3	Col. 4
01	\$0-30,000	<input type="text" value="99"/>	<input type="text" value="99"/>	<input type="text" value="1,228,913"/>	<input checked="" type="checkbox"/> 12,413
02	\$30,001-48,000	<input type="text" value="47"/>	<input type="text" value="47"/>	<input type="text" value="634,677"/>	13,504
03	\$48,001-75,000	<input type="text" value="45"/>	<input type="text" value="45"/>	<input type="text" value="449,823"/>	9,996
04	\$75,001-110,000	<input type="text" value="36"/>	<input type="text" value="34"/>	<input type="text" value="255,527"/>	7,098
05	\$110,001 and more	<input type="text" value="35"/>	<input type="text" value="33"/>	<input type="text" value="173,670"/>	4,962
06	Total all income levels	<input checked="" type="checkbox"/> 262	<input checked="" type="checkbox"/> 258	<input checked="" type="checkbox"/> 2,742,610	10,468

 You may use the box below to provide additional context for the data you have reported above. Context notes will be posted on the College Navigator website. Therefore, you should write all context notes using proper grammar (e.g., complete sentences with punctuation) and common language that can be easily understood by students and parents (e.g., spell out acronyms).

Institution: Concord University (237330)

Section 3 - Average Net Price: Part A - Net Price for full-time, first-time degree/certificate-seeking undergraduate students Awarded Grant & Scholarship Aid

**Part A – Average net price calculation for full-time, first-time degree/certificate-seeking undergraduate students paying the lower of in-state or in-district tuition rate awarded grant or scholarship aid from the federal government, state/local government, or the institution**

Note:

- The following average net price (ANP) values are calculated by the IPEDS Data Collection System and based on Cost of Attendance (COA) and selected financial aid information reported in Sections 1 and 2, respectively, of the Cost survey component. For more information about the data your institution reported in Sections 1 and 2, please contact your institution's IPEDS Keyholder.

Cost of attendance components		PRIOR REPORTED DATA	PRIOR REPORTED DATA	CURRENT REPORTED DATA
		2021-22	2022-23	2023-24
01	Tuition and <u>required fees</u> (lower of in-state or in-district tuition rate)	8,690	9,100	9,700
02	<u>Books and supplies</u>	1,100	1,100	1,100
<u>Food and housing and other expenses</u> by living arrangement				
03	<u>On-campus</u>	12,388	13,318	15,182
04	<u>Off-campus (with family)</u>	2,944	3,228	3,068
05	<u>Off-campus (not with family)</u>	12,388	13,318	15,182
Number of these students by living arrangement		PRIOR REPORTED DATA	PRIOR REPORTED DATA	CURRENT REPORTED DATA
		2021-22	2022-23	2023-24
06	<u>On-campus</u>	153	132	197
07	<u>Off-campus (with family)</u>	102	90	120
08	<u>Off-campus (not with family)</u>	0	0	0
09	Unknown	0	0	18
10	Weighted average for food and housing and other expenses by number of students for each living arrangement (excluding unknown values) See instructions for the formula for this calculation	8,610	9,227	10,596
11	Total cost of attendance This value is calculated using the following formula: [Line 01 + Line 02 + Line 10]	18,400	19,427	21,396
12	Average amount of grant or scholarship aid awarded to these students from the following sources: the federal government, state/local government, and the institution	9,936	8,797	10,017
13	Average institutional <u>net price</u> for these students This value is calculated using the following formula: [Line 11 - Line 12]	8,464	10,630	11,379

As required by the *Higher Education Act of 1965, as amended*, these amounts will be posted on the U.S. Department of Education's College Navigator website and used in the U.S. Department of Education's College Affordability and Transparency Lists.

You may use the box below to provide additional context for the data you have reported above. Context notes will be posted on the College Navigator website. Therefore, you should write all context notes using proper grammar (e.g., complete sentences with punctuation) and common language that can be easily understood by students and parents (e.g., spell out acronyms).

Section 3 - Average Net Price: Part B - Net Price for full-time, first-time degree/certificate-seeking undergraduate students Awarded Title IV Aid

**Net Price Calculation for Full-time, first-time degree/certificate-seeking undergraduate students awarded any Title IV federal student aid.**

Note:

- The following average net price (ANP) values are calculated by the IPEDS Data Collection System and based on Cost of Attendance (COA) and selected financial aid information reported in Sections 1 and 2, respectively, of the Cost survey component. For more information about the data your institution reported in Sections 1 and 2, please contact your institution's IPEDS Keyholder.

Cost of attendance of components		PRIOR REPORTED DATA	PRIOR REPORTED DATA	CURRENT REPORTED DATA
		2021-22	2022-23	2023-24
01	Tuition and required fees (lower of in-state or in-district tuition rate)	8,690	9,100	9,700
02	Books and supplies	1,100	1,100	1,100
Food and housing and other expenses by living arrangement				
03	On-campus	12,388	13,318	15,182
04	Off-campus (with family)	2,944	3,228	3,068
05	Off-campus (not with family)	12,388	13,318	15,182
Number of these students by living arrangement		PRIOR REPORTED DATA 2021-22	PRIOR REPORTED DATA 2022-23	CURRENT REPORTED DATA 2023-24
06	On-campus	118	95	142
07	Off-campus (with family)	80	78	120
08	Off-campus (not with family)	0	0	0
09	Unknown	0	0	0
10	Weighted average for food and housing and other expenses by number of students for each living arrangement (excluding unknown values) See instructions for the formula for this calculation	8,572	8,769	9,634
11	Total cost of attendance This value is calculated using the following formula: [G01+G02+G10]	18,362	18,969	20,434
12	Average amount of grant or scholarship aid awarded to these students from the following sources: the federal government, state/local government, and the institution			
13	\$0-30,000	10,915	10,677	12,413
14	\$30,001-48,000	9,516	9,662	13,504
15	\$48,001-75,000	7,838	8,065	9,996
16	\$75,001-110,000	5,997	5,021	7,098
17	\$110,001 and more	5,224	5,713	4,962
18	Total all income levels	8,661	8,986	10,468
Average institutional net price for full-time, first-time degree/certificate-seeking undergraduate students (paying the lower of in-state or in-district tuition rate) who were awarded any Title IV federal student aid by income level. This value is calculated using the following formula: [Line 11-(Line 13 through 18, respectively)]				
19	\$0-30,000	7,447	8,292	8,021
20	\$30,001-48,000	8,846	9,307	6,930
21	\$48,001-75,000	10,524	10,904	10,438
22	\$75,001-110,000	12,365	13,948	13,336
23	\$110,001 and more	13,138	13,256	15,472
24	Total all income levels	9,701	9,983	9,966
As required by the Higher Education Act of 1965, as amended, these amounts will be posted on the U.S. Department of Education's College Navigator website.				

You may use the box below to provide additional context for the data you have reported above. Context notes will be posted on the College Navigator website. Therefore, you should write all context notes using proper grammar (e.g., complete sentences with punctuation) and common language that can be easily understood by students and parents (e.g., spell out acronyms).



Institution: Concord University (237330)

User ID: P2373308

Prepared by

**Prepared by**

Reporting Reminders:

- The name of the preparer is being collected so that we can follow up with the appropriate person in the event that there are questions concerning the data.
- The Keyholder will be copied on all email correspondence to other preparers.
- The time it took to prepare this component is being collected so that we can continue to improve our estimate of the reporting burden associated with IPEDS.
- Please include in your estimate the time it took for you to review instructions, query and search data sources, complete and review the component, and submit the data through the Data Collection System.
- Thank you for your assistance.

This survey component was prepared by:

<input checked="" type="radio"/>	Keyholder	<input type="radio"/>	SFA Contact	<input type="radio"/>	HR Contact
<input type="radio"/>	Finance Contact	<input type="radio"/>	Academic Library Contact	<input type="radio"/>	Other
Name: <input type="text" value="Miranda Martin"/>					
Email: <input type="text" value="miranda@concord.edu"/>					

How many staff from your institution only were involved in the data collection and reporting process of this survey component?

Number of Staff (including yourself)

How many hours did you and others from your institution only spend on each of the steps below when responding to this survey component?  
*Exclude the hours spent collecting data for state and other reporting purposes.*

Staff member	Collecting Data Needed	Revising Data to Match IPEDS Requirements	Entering Data	Revising and Locking Data
Your office	<input type="text" value="4.00"/> hours	<input type="text" value="4.00"/> hours	<input type="text" value="2.00"/> hours	<input type="text" value="2.00"/> hours
Other offices	<input type="text" value="2.00"/> hours	<input type="text" value="2.00"/> hours	<input type="text" value="0.00"/> hours	<input type="text" value="2.00"/> hours



Summary

**Cost I Component Summary**

The purpose of this summary is to provide you an opportunity to view some of the data that, when accepted through the IPEDS quality control process, will appear on the [College Navigator](#) website and/or your institution's Data Feedback Report (DFR). In addition, all data reported in IPEDS survey components become publicly available through the [IPEDS Use the Data](#) and appear as aggregated statistics in various Department of Education reports. [College Navigator](#) is updated approximately three months after the data collection period closes and DFRs will be available through the [IPEDS Use the Data](#) and sent to your institution's CEO at the end of 2025.

Please review your data for accuracy. If you have questions about the data displayed below or after reviewing the data reported on the survey screens, please contact the IPEDS Help Desk at: 1-877-225-2568 or [ipedshelp@rti.org](mailto:ipedshelp@rti.org).

GENERAL INFORMATION	
Reporter Type	Academic
Calendar System	Semester
Award Levels Offered	Bachelor's degree Master's degree Full-time Undergraduate
Levels of Enrollment Offered	Full-time First-time, degree/certificate-seeking Undergraduate Full-time Graduate (not including doctor's professional) Part-time Undergraduate Part-time First-time, degree/certificate-seeking Undergraduate Part-time Graduate (not including doctor's professional)
System	No system

PRICING INFORMATION					
Alternative Tuition Plans		Tuition payment plan			
Promise program		Yes			
Full-time Undergraduate Tuition and Fees					
	Average full-time undergraduate student tuition and fees for academic year 2024-25	Tuition		Fees	
	In-state	9,464		1,200	
	Out-of-state	20,800		1,200	
Full-time Graduate Tuition and Fees					
	Average full-time graduate student tuition and fees for academic year 2024-25	Tuition		Fees	
	In-state	10,170		1,200	
	Out-of-state	10,170		1,200	
First-time, Full-time Undergraduate Cost of Attendance					
	Estimated expenses for academic year	2021-22	2022-23	2023-24	2024-25
	In-state tuition and fees	8,690	9,100	9,700	10,664
	Out-of-state tuition and fees	18,440	19,340	20,600	22,000
	Books and supplies	1,100	1,100	1,100	1,100
	On-campus food and housing	9,444	10,090	12,114	12,546
	On-campus other expenses	2,944	3,228	3,068	3,440
	Off-campus food and housing	9,444	10,090	12,114	12,546
	Off-campus other expenses	2,944	3,228	3,068	3,440
	Off-campus with family food and housing				2,810
	Off-campus with family other expenses	2,944	3,228	3,068	3,440

Average Net Price					
			2021-22	2022-23	2023-24
Average institutional net price for Full-time, first-time degree/certificate-seeking undergraduate students paying the lower of in-state or in-district tuition rate for public institutions who were awarded grant or scholarship aid from the federal government, state/local government, or the institution			8,464	10,630	11,379
Average institutional net price for full-time, first-time degree/certificate-seeking undergraduate students paying the lower of in-state or in-district tuition rate for public institutions who were awarded any Title IV federal student aid by income level.					
	\$0-30,000		7,447	8,292	8,021

	\$30,001-48,000	8,846	9,307	6,930
	\$48,001-75,000	10,524	10,904	10,438
	\$75,001-110,000	12,365	13,948	13,336
	\$110,001 and more	13,138	13,256	15,472
	Total all income levels	9,701	9,983	9,966

Edit Report

Cost II

Source	Description	Severity	Resolved	Options
<b>Screen: Section 1 - Student Charges: Part B - Cost of attendance for full-time, first-time undergraduate students</b>				
Screen Entry	This value is expected to be within 40% of the prior year amount. Please correct your data or explain. (Error #11304)	Explanation	Yes	
Reason	Increase in fees to in-part balance anticipated market costs occurred and was approved by the institutional governing board for the 2024-2025 academic year.			
Screen Entry	This value is expected to be within 40% of the prior year amount. Please correct your data or explain. (Error #11304)	Explanation	Yes	
Reason	Increase in fees to in-part balance anticipated market costs occurred and was approved by the institutional governing board for the 2024-2025 academic year.			
Screen Entry	This value is expected to be within 40% of the prior year amount. Please correct your data or explain. (Error #11304)	Explanation	Yes	
Reason	Increase in fees to in-part balance anticipated market costs occurred and was approved by the institutional governing board for the 2024-2025 academic year.			
Screen Entry	For students living Off-Campus (with family), any charges reported for food and housing are expected to be small, as it is assumed that students living at home with parents will be responsible for minimal food and housing costs. Please review your student financial aid budget(s), and if this amount is determined to be correct, please provide an explanation for the value reported. Otherwise, please revise your data. (Error #11564)	Explanation	Yes	
Reason	Per institutional Finance Aid Office, students living with family were expected to spend less money in food and housing costs due to financial support from relatives cohabitating within the household. These adjusted costs are thereby reflected in the cost of attendance			
<b>Screen: Section 1 - Student Charges: Part C - Tuition and Required Fees by Level (Undergraduate and Graduate [not including Doctor's-Professional practice])</b>				
Perform Edits	You reported that you charge a different tuition for in-district, in-state, or out-of-state students, but your reported tuition charges do not vary by residency of part-time graduate student. Please review your data and make corrections, or contact the IPEDS Help Desk for assistance. (Error #11553)	Fatal	Yes	
Reason	Overridden by administrator. Institution confirms they do not charge different out-of-state tuition amounts for graduate students. ST			
Related Screens	Part C - Tuition and Required Fees for UG and G, Screening Questions			
Perform Edits	You reported that you charge a different tuition for in-district, in-state, or out-of-state students, but your reported tuition charges do not vary by residency of full-time graduate student. Please review your data and make corrections, or contact the IPEDS Help Desk for assistance. (Error #11552)	Fatal	Yes	
Reason	Overridden by administrator. Institution confirms they do not charge different out-of-state tuition amounts for graduate students. ST			
Related Screens	Part C - Tuition and Required Fees for UG and G, Screening Questions			
Screen Entry	This value is expected to be within 20% of the prior year amount. Please correct your data or explain. (Error #11110)	Explanation	Yes	
Reason	Increase in fees to in-part balance anticipated market costs occurred and was approved by the institutional governing board for the 2024-2025 academic year.			
Screen Entry	This value is expected to be within 20% of the prior year amount. Please correct your data or explain. (Error #11110)	Explanation	Yes	
Reason	Increase in fees to in-part balance anticipated market costs occurred and was approved by the institutional governing board for the 2024-2025 academic year.			
Screen Entry	This value is expected to be within 20% of the prior year amount. Please correct your data or explain. (Error #11110)	Explanation	Yes	
Reason	Increase in fees to in-part balance anticipated market costs occurred and was approved by the institutional governing board for the 2024-2025 academic year.			
Screen Entry	This value is expected to be within 20% of the prior year amount. Please correct your data or explain. (Error #11110)	Explanation	Yes	
Reason	Since only in-state and virtual rates (which are the same) are being charged, the required fees were also adjusted to match what they would be at those tuition rates.			
Screen Entry	This value is expected to be within 25% of the prior year amount. Please correct your data or explain. (Error #11109)	Explanation	Yes	
Reason	Increase in fees to in-part balance anticipated market costs occurred and was approved by the institutional governing board for the 2024-2025 academic year.			
Screen Entry	This value is expected to be within 25% of the prior year amount. Please correct your data or explain. (Error #11109)	Explanation	Yes	

Reason	Increase in fees to in-part balance anticipated market costs occurred and was approved by the institutional governing board for the 2024-2025 academic year.		
Screen Entry	This value is expected to be within 25% of the prior year amount. Please correct your data or explain. (Error #11109)	Explanation	Yes
Reason	Increase in fees to in-part balance anticipated market costs occurred and was approved by the institutional governing board for the 2024-2025 academic year.		
Screen Entry	This value is expected to be within 20% of the prior year amount. Please correct your data or explain. (Error #11110)	Explanation	Yes
Reason	We do not charge out-of-state rates at the graduate level.		
<b>Screen: Section 2 - Financial Aid Data : Part A - Establish Your Student Counts</b>			
Screen Entry	The number entered is outside the expected range of between 156 and 288 when compared with the prior year value. Please correct your data or explain. (Error #7175)	Explanation	Yes
Reason	Increase in cohort size		
Screen Entry	The number entered is outside the expected range of between 122 and 224 when compared with the prior year value. Please correct your data or explain. (Error #7175)	Explanation	Yes
Reason	Increase in cohort size		
<b>Screen: Section 2 - Financial Aid Data: Part C - full-time, first-time degree/certificate-seeking undergraduate students Awarded Grant &amp; Scholarship Aid</b>			
Screen Entry	The number entered is outside the expected range of between 93 and 171 when compared with the prior year value. Please correct your data or explain. (Error #7169)	Explanation	Yes
Reason	Increase in cohort size		
Screen Entry	The number entered is outside the expected range of between 63 and 117 when compared with the prior year value. Please correct your data or explain. (Error #7169)	Explanation	Yes
Reason	Increase in cohort size		
<b>Screen: Section 2 - Financial Aid Data: Part D - full-time, first-time degree/certificate-seeking undergraduate students Awarded Title IV Aid</b>			
Screen Entry	The number entered is outside the expected range of between 67 and 123 when compared with the prior year value. Please correct your data or explain. (Error #7169)	Explanation	Yes
Reason	Increase in cohort size		
Screen Entry	The number entered is outside the expected range of between 55 and 101 when compared with the prior year value. Please correct your data or explain. (Error #7169)	Explanation	Yes
Reason	Increase in cohort size		
Screen Entry	The calculated average amount of grant or scholarship aid awarded to FTFT awarded Title IV Aid students from the federal government, state/local government, or the institution for this income level is smaller than expected in comparison with the other income levels. Please check the values reported for the number of these students who were awarded any Title IV aid (Col. 1) and the total amount of grant or scholarship aid awarded to them (Col. 3) and correct your data or explain the discrepancy. (Error #7317)	Explanation	Yes
Reason	Pell Grant increase is due to the expansion in approved funding levels by DOEd		
Screen Entry	The total number of FTFT awarded Title IV Aid students who were awarded any Title IV aid across all income levels is outside the expected range of between 130 and 216 based on the prior year value. Please correct your data or explain. (Error #7333)	Explanation	Yes
Reason	Increase in cohort size		
Screen Entry	The total amount of grant or scholarship aid awarded to FTFT awarded Title IV Aid students from the federal government, state/local government, or the institution across all income levels is outside the expected range of between 1,165,949 and 1,943,247 based on the prior year value. Please correct your data or explain. (Error #7332)	Explanation	Yes
Reason	Increase in cohort size		
Screen Entry	The total number of FTFT awarded Title IV Aid students who were awarded any grant or scholarship aid from the federal government, state/local government, or the institution across all income levels is outside of the expected range of between 92 and 242 based on the prior year value. Please correct your data or explain. (Error #7334)	Explanation	Yes
Reason	Increase in cohort size		
Screen Entry	The calculated average amount of grant or scholarship aid awarded to FTFT awarded Title IV Aid students from the federal government, state/local government, or the institution for this income level is smaller than expected in comparison with the other income levels. Please check the values reported for the number of these students who were awarded any Title IV aid (Col. 1) and the total amount of grant or scholarship aid awarded to them (Col. 3) and correct your data or explain the discrepancy. (Error #7317)	Explanation	Yes

	This edit and explanation were retained from the prior year (for reference) and do not need to be re-explained in the current year edit report.			
Reason	Per the institutional Financial Aid Office, the total number of students within this income category reduced by half relative to the prior year due to regional economic factors. During 2021-2022, the institution leveraged use of SEOG emergency grants with permitted waived awarding rules.			